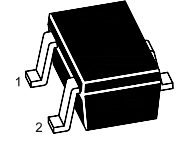


MMBTS812W

PNP Silicon Epitaxial Planar Transistor

for audio frequency, general purpose amplifier.

The transistor is subdivided into four groups O, Y, G and L, according to its DC current gain.



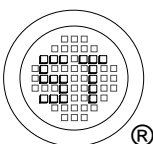
1.Base 2.Emitter 3.Collector
SOT-323 Plastic Package

Absolute Maximum Ratings ($T_a = 25\text{ }^\circ\text{C}$)

Parameter	Symbol	Value	Unit
Collector Base Voltage	$-V_{CBO}$	60	V
Collector Emitter Voltage	$-V_{CEO}$	50	V
Emitter Base Voltage	$-V_{EBO}$	5	V
Collector Current	$-I_C$	100	mA
Power Dissipation	P_{tot}	200	mW
Junction Temperature	T_j	150	$^\circ\text{C}$
Storage Temperature Range	T_{stg}	- 55 to + 150	$^\circ\text{C}$

Characteristics at $T_{amb}=25\text{ }^\circ\text{C}$

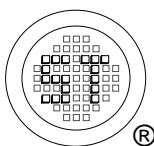
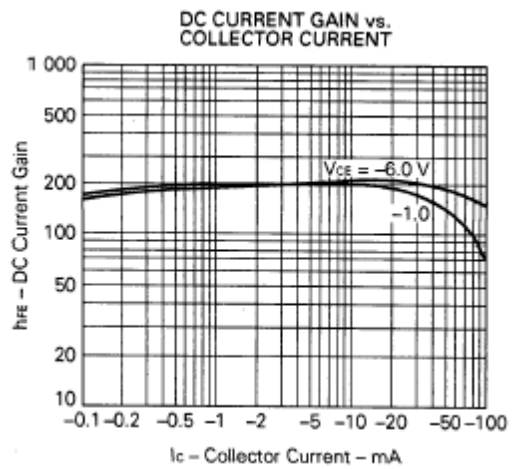
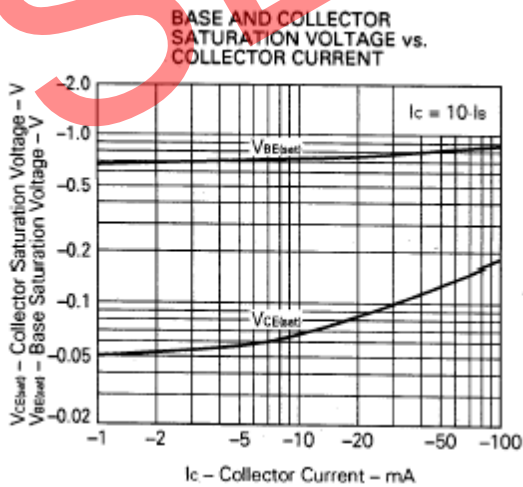
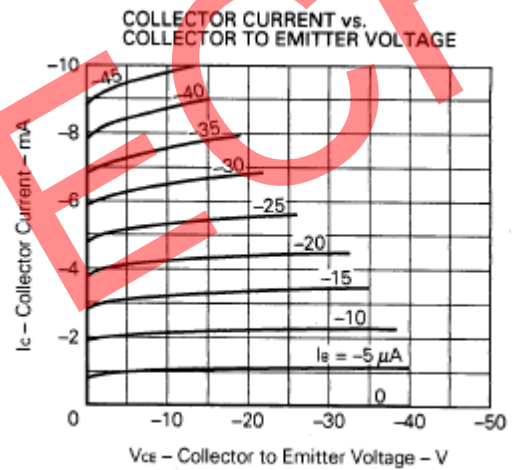
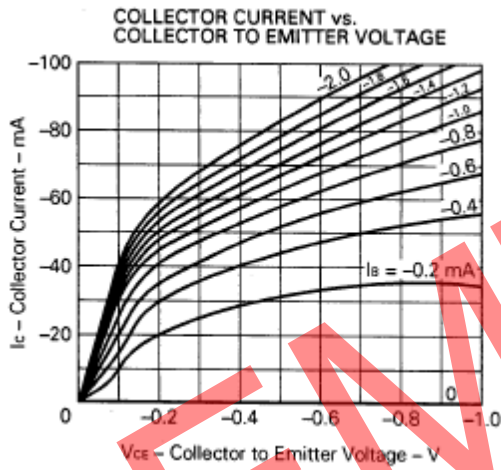
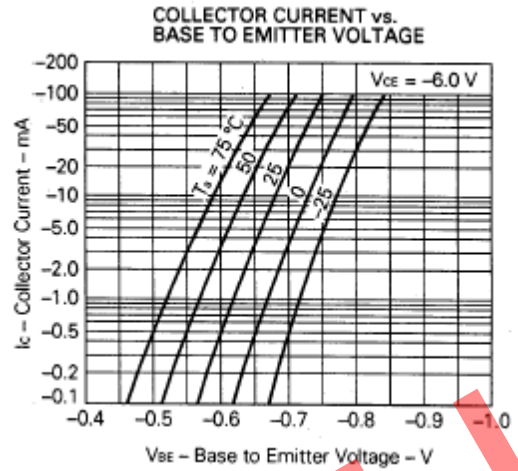
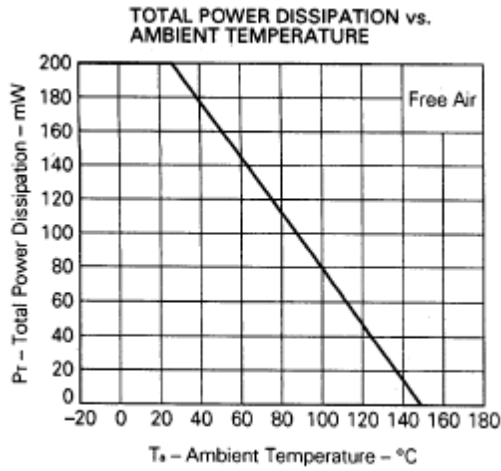
Parameter	Symbol	Min.	Typ.	Max.	Unit	
DC Current Gain at $-V_{CE} = 6\text{ V}$, $-I_C = 1\text{ mA}$	Current Gain Group O	h_{FE}	90	-	180	-
	Y	h_{FE}	135	-	270	-
	G	h_{FE}	200	-	400	-
	L	h_{FE}	300	-	600	-
Collector Base Cutoff Current at $-V_{CB} = 60\text{ V}$	$-I_{CBO}$	-	-	0.1	μA	
Emitter Base Cutoff Current at $-V_{EB} = 5\text{ V}$	$-I_{EBO}$	-	-	0.1	μA	
Collector Emitter Saturation Voltage at $-I_C = 100\text{ mA}$, $-I_B = 10\text{ mA}$	$-V_{CE(sat)}$	-	-	0.3	V	
Base Emitter Voltage at $-V_{CE} = 6\text{ V}$, $-I_C = 1\text{ mA}$	$-V_{BE}$	0.58	-	0.68	V	
Gain Bandwidth Product at $-V_{CE} = 6\text{ V}$, $-I_C = 10\text{ mA}$	f_T	-	180	-	MHz	
Output Capacitance at $-V_{CB} = 10\text{ V}$, $f = 1\text{ MHz}$	C_{ob}	-	4.5	-	pF	



SEMTECH ELECTRONICS LTD.
Subsidiary of Sino-Tech International (BVI) Limited



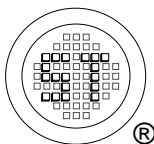
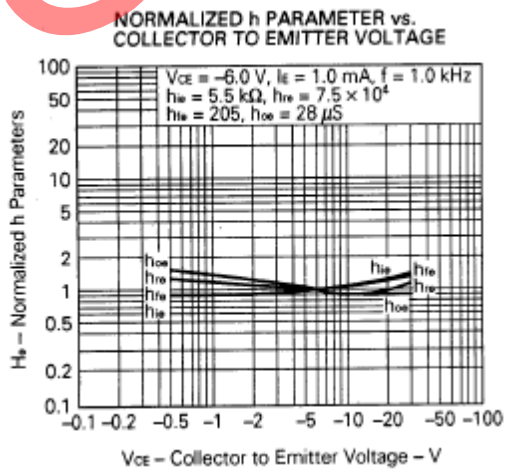
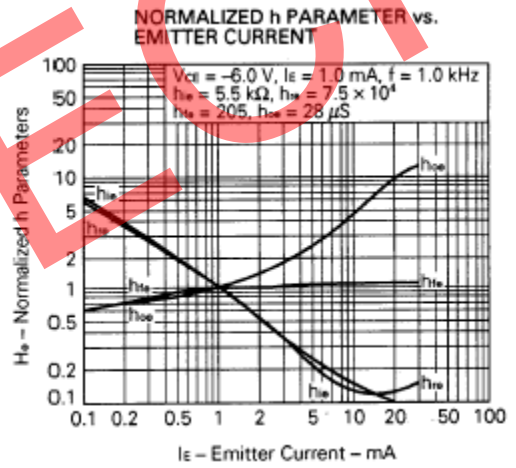
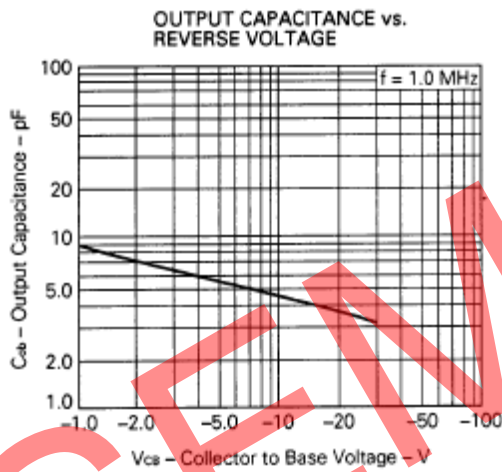
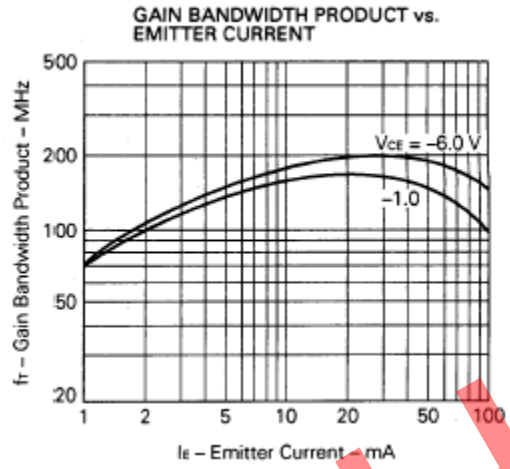
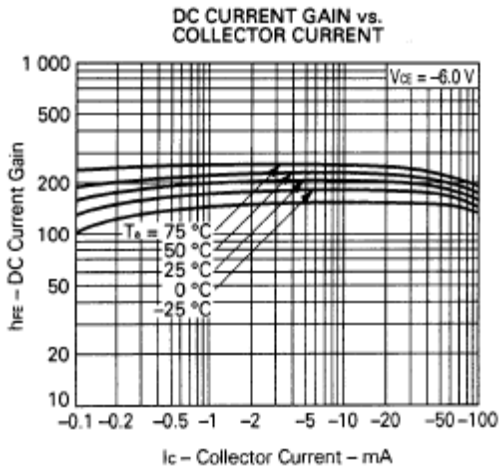
MMBTA812W



SEMTECH ELECTRONICS LTD.
Subsidiary of Sino-Tech International (BVI) Limited



MMBTA812W



SEMTECH ELECTRONICS LTD.
 Subsidiary of Sino-Tech International (BVI) Limited

