

# MMFTN20

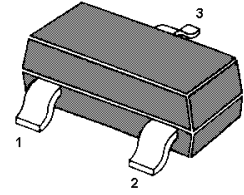
## N-Channel Enhancement Vertical D-MOS Transistor

### Features

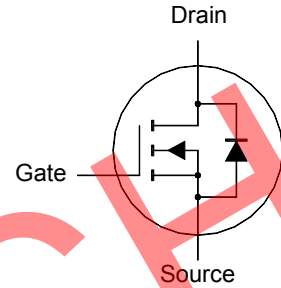
- High-speed switching
- No secondary breakdown

### Applications

- Thin and thick film circuits
- General purpose fast switching applications



1. Gate 2. Source 3. Drain  
SOT-23 Plastic Package



### Absolute Maximum Ratings ( $T_a = 25^\circ\text{C}$ unless otherwise specified)

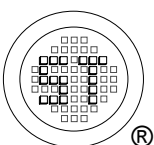
Parameter	Symbol	Value	Unit
Drain-Source Voltage	$V_{DS}$	50	V
Gate-Source Voltage (open drain)	$V_{GSO}$	$\pm 20$	V
Drain Current	$I_D$	100	mA
Peak Drain Current	$I_{DM}$	300	mA
Total Power Dissipation	$P_{tot}^{1)}$	300	mW
	$P_{tot}^{2)}$	250	mW
Junction Temperature	$T_j$	150	$^\circ\text{C}$
Storage Temperature Range	$T_{stg}$	- 65 to + 150	$^\circ\text{C}$

### Thermal Characteristics

Parameter	Symbol	Value	Unit
Thermal Resistance from Junction to Ambient	$R_{\theta JA}$	430 <sup>1)</sup>	K/W
	$R_{\theta JA}$	500 <sup>2)</sup>	K/W

<sup>1)</sup> Device mounted on a ceramic substrate 10 X 8 X 0.7 mm.

<sup>2)</sup> Device mounted on a printed-circuit board.



**SEMTECH ELECTRONICS LTD.**  
Subsidiary of Sino-Tech International (BVI) Limited

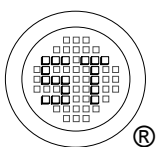


Dated: 01/06/2006

# MMFTN20

## Characteristics at $T_a = 25^\circ\text{C}$ unless otherwise specified

Parameter	Symbol	Min.	Max.	Unit
Drain-Source Breakdown Voltage at $I_D = 10 \mu\text{A}$	$V_{(BR)DSS}$	50	-	V
Drain-Source Leakage Current at $V_{DS} = 40 \text{ V}$	$I_{DSS}$	-	1	$\mu\text{A}$
Gate-Source Leakage Current at $V_{GS} = \pm 20 \text{ V}$	$I_{GSS}$	-	$\pm 100$	nA
Gate-Source Threshold Voltage at $V_{DS} = V_{GS}, I_D = 1 \text{ mA}$	$V_{GS(th)}$	0.4	1.8	V
Drain-Source On-State Resistance at $V_{GS} = 10 \text{ V}, I_D = 100 \text{ mA}$ at $V_{GS} = 5 \text{ V}, I_D = 100 \text{ mA}$ at $V_{GS} = 2.5 \text{ V}, I_D = 10 \text{ mA}$	$R_{DS(on)}$	- - -	15 20 30	$\Omega$
Forward Transfer Admittance at $V_{DS} = 10 \text{ V}, I_D = 100 \text{ mA}$	$ y_{fs} $	40	-	mS
Input Capacitance at $V_{DS} = 10 \text{ V}, f = 1 \text{ MHz}$	$C_{iss}$	-	15	pF
Output Capacitance at $V_{DS} = 10 \text{ V}, f = 1 \text{ MHz}$	$C_{oss}$	-	15	pF
Reverse Transfer Capacitance at $V_{DS} = 10 \text{ V}, f = 1 \text{ MHz}$	$C_{rss}$	-	5	pF
Turn-On Time at $V_{GS} = 0 \text{ to } 10 \text{ V}, V_{DD} = 20 \text{ V}, I_D = 100 \text{ mA}$	$t_{(on)}$	-	5	ns
Turn-Off Time at $V_{GS} = 10 \text{ to } 0 \text{ V}, V_{DD} = 20 \text{ V}, I_D = 100 \text{ mA}$	$t_{(off)}$	-	10	ns



**SEMTECH ELECTRONICS LTD.**  
Subsidiary of Sino-Tech International (BVI) Limited



Dated: 01/06/2006