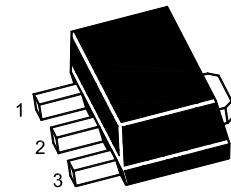


ST 2N5551U

NPN Silicon Epitaxial Planar Transistors

for general purpose, high voltage amplifier applications.



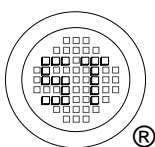
1.Base 2.Collector 3.Emitter
SOT-89 Plastic Package

Absolute Maximum Ratings ($T_a = 25\text{ }^\circ\text{C}$)

Parameter	Symbol	Value	Unit
Collector Base Voltage	V_{CBO}	180	V
Collector Emitter Voltage	V_{CEO}	160	V
Emitter Base Voltage	V_{EBO}	6	V
Collector Current	I_C	600	mA
Power Dissipation	P_{tot}	500	mW
Junction Temperature	T_j	150	$^\circ\text{C}$
Storage Temperature Range	T_{stg}	- 55 to + 150	$^\circ\text{C}$

Characteristics at $T_a = 25\text{ }^\circ\text{C}$

Parameter	Symbol	Min.	Max.	Unit
DC Current Gain at $V_{CE} = 5\text{ V}$, $I_C = 1\text{ mA}$ at $V_{CE} = 5\text{ V}$, $I_C = 10\text{ mA}$ at $V_{CE} = 5\text{ V}$, $I_C = 50\text{ mA}$	h_{FE} h_{FE} h_{FE}	80 80 30	- 250 -	- - -
Collector Base Cutoff Current at $V_{CB} = 120\text{ V}$	I_{CBO}	-	50	nA
Emitter Base Cutoff Current at $V_{EB} = 4\text{ V}$	I_{EBO}	-	50	nA
Collector Base Breakdown Voltage at $I_C = 100\text{ }\mu\text{A}$	$V_{(BR)CBO}$	180	-	V
Collector Emitter Breakdown Voltage at $I_C = 1\text{ mA}$	$V_{(BR)CEO}$	160	-	V
Emitter Base Breakdown Voltage at $I_E = 10\text{ }\mu\text{A}$	$V_{(BR)EBO}$	6	-	V
Collector Emitter Saturation Voltage at $I_C = 10\text{ mA}$, $I_B = 1\text{ mA}$ at $I_C = 50\text{ mA}$, $I_B = 5\text{ mA}$	$V_{CE(sat)}$	- -	0.15 0.2	V
Base Emitter Saturation Voltage at $I_C = 10\text{ mA}$, $I_B = 1\text{ mA}$ at $I_C = 50\text{ mA}$, $I_B = 5\text{ mA}$	$V_{BE(sat)}$	- -	1 1	V
Gain Bandwidth Product at $V_{CE} = 10\text{ V}$, $I_C = 10\text{ mA}$, $f = 100\text{ MHz}$	f_T	100	300	MHz
Collector Output Capacitance at $V_{CB} = 10\text{ V}$, $f = 1\text{ MHz}$	C_{ob}	-	6	pF



SEMTECH ELECTRONICS LTD.
Subsidiary of Sino-Tech International (BVI) Limited



Fig.1 $P_{tot} - T_a$

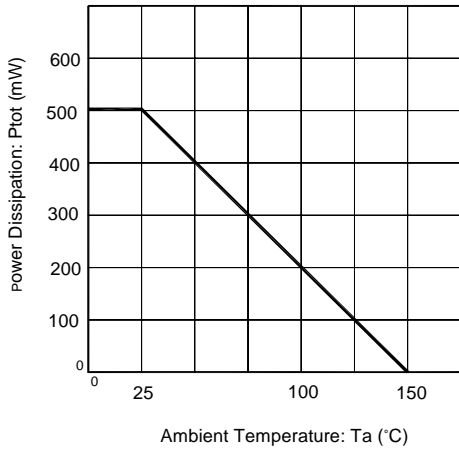


Fig. 2 $I_C - V_{BE}$

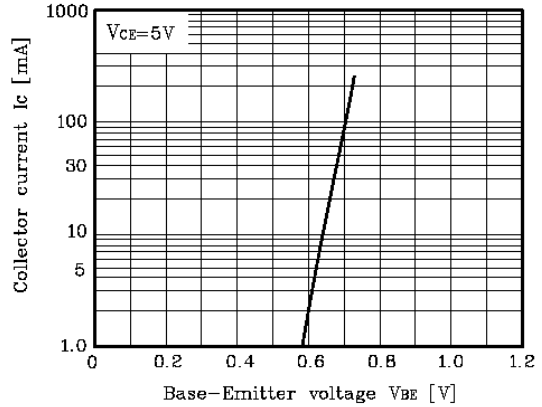


Fig. 3 $f_T - I_C$

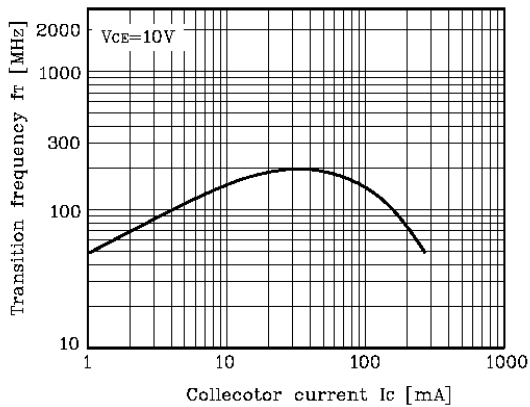


Fig. 4 $V_{CE(sat)}, V_{BE(sat)} - I_C$

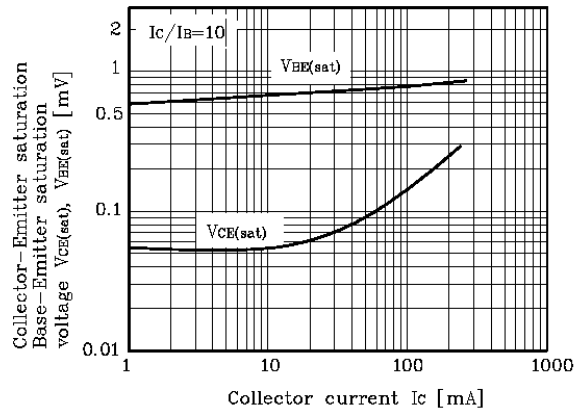
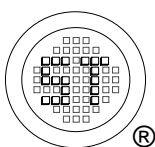
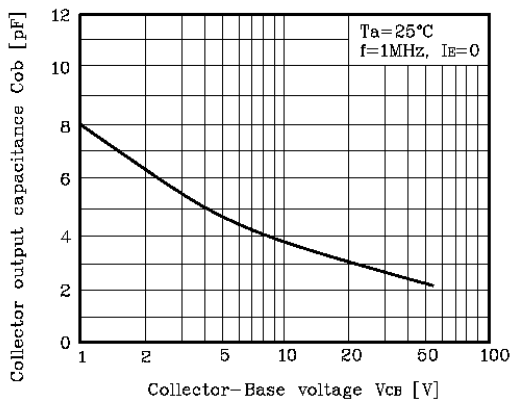
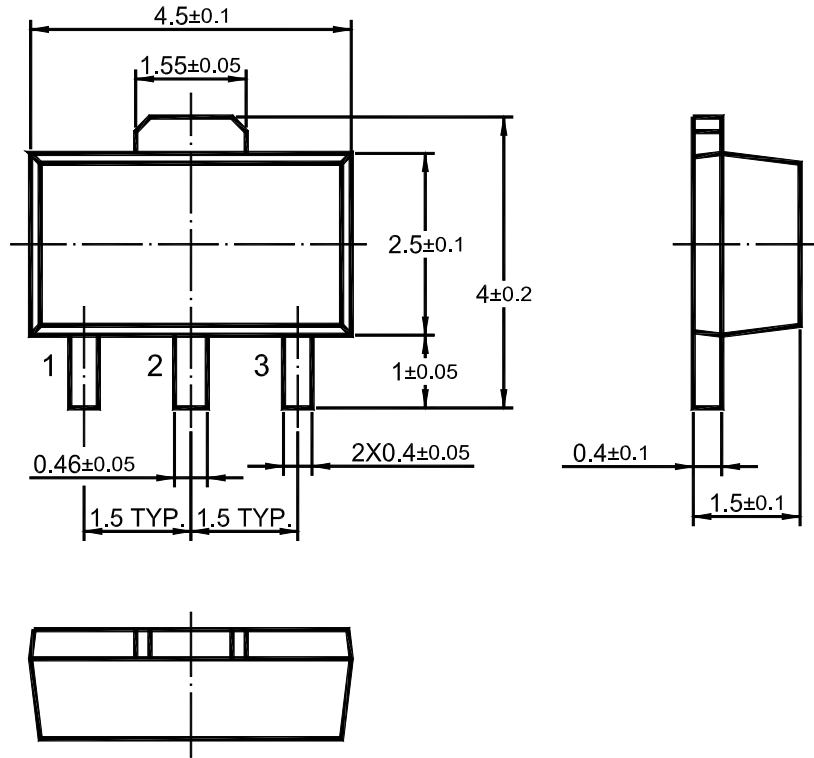


Fig. 5 $C_{ob} - V_{CB}$

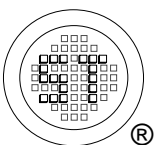


ST 2N5551U

SOT-89 PACKAGE OUTLINE



Dimensions in mm



SEMTECH ELECTRONICS LTD.
Subsidiary of Sino-Tech International (BVI) Limited



Dated: 12/07/2012 Rev: 01