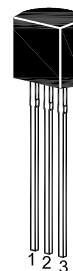


ST 2SC380

NPN Silicon Epitaxial Planar Transistor

High frequency amplifier application
for FM IF, OSC stage and AM CONV. IF stage

The transistor is subdivided into three groups R, O, and Y, according to its DC current gain.



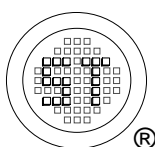
1. Emitter 2. Collector 3. Base
TO-92 Plastic Package

Absolute Maximum Ratings ($T_a = 25\text{ }^\circ\text{C}$)

Parameter	Symbol	Value	Unit
Collector Base Voltage	V_{CBO}	35	V
Collector Emitter Voltage	V_{CEO}	30	V
Emitter Base Voltage	V_{EBO}	4	V
Collector Current	I_C	50	mA
Emitter Current	$-I_E$	50	mA
Power Dissipation	P_{tot}	300	mW
Junction Temperature	T_j	150	$^\circ\text{C}$
Storage Temperature Range	T_{stg}	- 55 to + 150	$^\circ\text{C}$

Characteristics at $T_a = 25\text{ }^\circ\text{C}$

Parameter	Symbol	Min.	Typ.	Max.	Unit	
DC Current Gain at $V_{CE} = 12\text{ V}$, $I_C = 2\text{ mA}$ Group	Current Gain R	h_{FE}	40	-	80	-
	O	h_{FE}	70	-	140	-
	Y	h_{FE}	120	-	240	-
Collector Base Cutoff Current at $V_{CB} = 35\text{ V}$	I_{CBO}	-	-	0.1	μA	
Emitter Base Cutoff Current at $V_{EB} = 4\text{ V}$	I_{EBO}	-	-	0.1	μA	
Collector Emitter Saturation Voltage at $I_C = 10\text{ mA}$, $I_B = 1\text{ mA}$	$V_{CE(sat)}$	-	-	0.4	V	
Base Emitter Saturation Voltage at $I_C = 10\text{ mA}$, $I_B = 1\text{ mA}$	$V_{BE(sat)}$	-	-	1	V	
Transition Frequency at $V_{CE} = 10\text{ V}$, $I_C = 1\text{ mA}$	f_T	100	-	400	MHz	
Collector Output Capacitance at $V_{CB} = 10\text{ V}$, $f = 1\text{ MHz}$	C_{ob}	1.4	2	3.2	pF	
Collector Base Time Constant at $V_{CE} = 10\text{ V}$, $-I_E = 1\text{ mA}$, $f = 30\text{ MHz}$	$C_c, \tau_{bb'}$	10	-	50	ps	
Power Gain at $V_{CC} = 6\text{ V}$, $f = 10.7\text{ MHz}$, $-I_E = 1\text{ mA}$	G_{pe}	27	29	33	dB	



SEMTECH ELECTRONICS LTD.
Subsidiary of Sino-Tech International (BVI) Limited



Dated : 06/05/2006

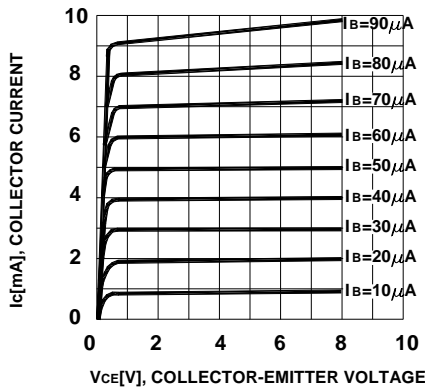


Figure 1. Static Characteristic

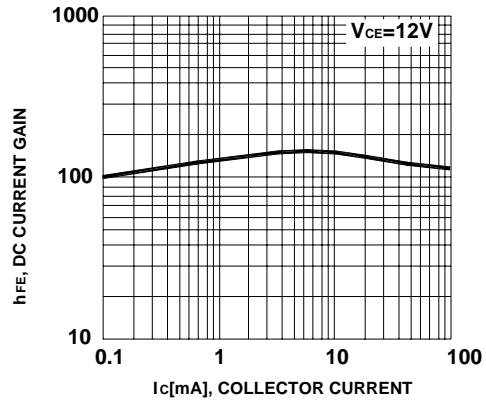


Figure 2. DC Current Gain

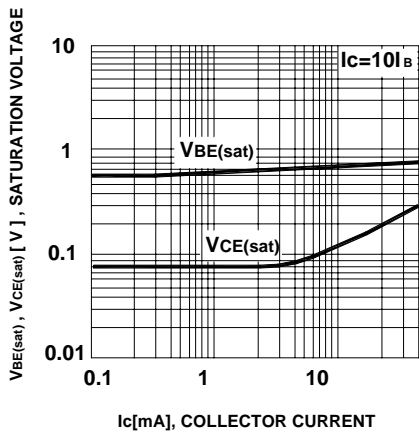


Figure 3. Base-Emitter Saturation Voltage
Collector-Emitter Saturation Voltage

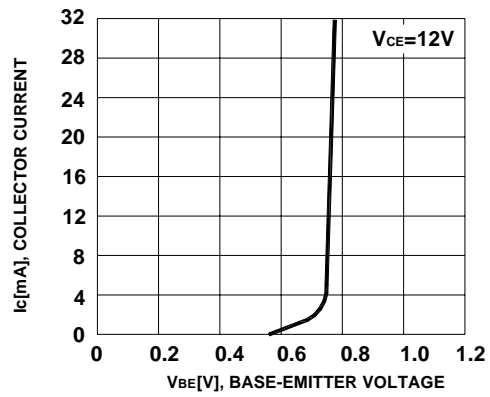


Figure 4. Base-Emitter On Voltage

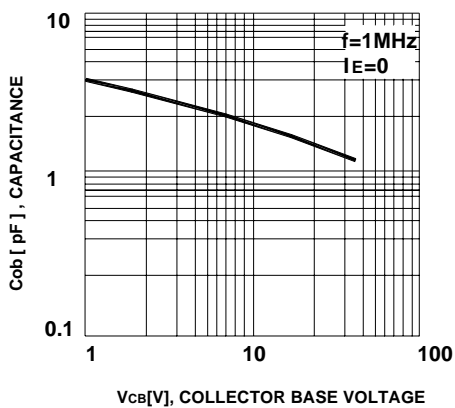


Figure 5. Collector Output Capacitance

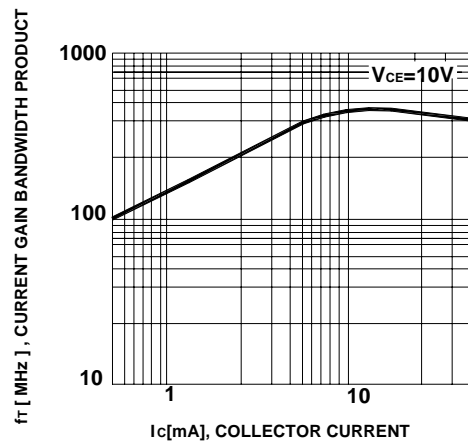


Figure 6. Current Gain Bandwidth Product

