

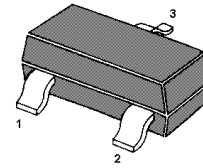
MMBTSD471

NPN Silicon Epitaxial Planar Transistor

Audio Frequency Power amplifier applications.

The transistor is subdivided into three group O, Y and G according to its DC current gain.

On special request, these transistors can be manufactured in different pin configurations.

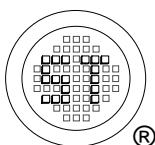


1.BASE 2.EMITTER 3.COLLECTOR

SOT-23 Plastic Package

Absolute Maximum Ratings (Ta=25 °C)

	Symbol	Value	Unit
Collector Base Voltage	V_{CBO}	40	V
Collector Emitter Voltage	V_{CEO}	30	V
Emitter Base Voltage	V_{EBO}	5	V
Collector Current	I_C	1	A
Power Dissipation	P_{tot}	200	mW
Junction Temperature	T_j	150	°C
Storage Temperature Range	T_{Stg}	-55 to +150	°C



SEMTECH ELECTRONICS LTD.
Subsidiary of Sino-Tech International (BVI) Limited

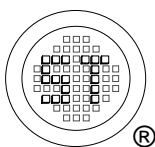


Dated : 20/10/2005

MMBTSD471

Characteristics at $T_{amb}=25\text{ }^{\circ}\text{C}$

	Symbol	Min.	Typ.	Max.	Unit	
DC Current Gain at $V_{CE}=1\text{V}$, $I_C=100\text{mA}$ Current Gain Group	O	h_{FE}	90	-	180	-
	Y	h_{FE}	135	-	270	-
	G	h_{FE}	200	-	400	-
Collector Emitter Breakdown Voltage at $I_C=10\text{mA}$	$V_{(BR)CEO}$	30	-	-	V	
Collector Base Breakdown Voltage at $I_C=100\mu\text{A}$	$V_{(BR)CBO}$	40	-	-	V	
Emitter Base Breakdown Voltage at $I_E=100\mu\text{A}$	$V_{(BR)EBO}$	5	-	-	V	
Collector Cutoff Current at $V_{CB}=30\text{V}$	I_{CBO}	-	-	0.1	μA	
Collector Saturation Voltage at $I_C=1.0\text{A}$, $I_B=100\text{mA}$	$V_{CE(sat)}$	-	-	0.5	V	
Base Saturation Voltage at $I_C=1.0\text{A}$, $I_B=100\text{mA}$	$V_{BE(sat)}$	-	-	1.2	V	
Collector Output Capacitance at $V_{CB}=6\text{V}$, $f=1\text{MHz}$	C_{OB}	-	18	-	pF	
Transition Frequency at $V_{CE}=6\text{V}$, $I_C=10\text{mA}$	f_T	-	130	-	MHz	



SEMTECH ELECTRONICS LTD.
Subsidiary of Sino-Tech International (BVI) Limited



Dated : 20/10/2005