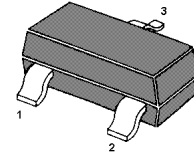


BCW68

PNP Silicon Epitaxial Planar Transistor

for high current application

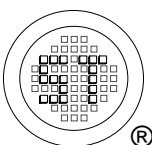
The transistor is subdivided into three groups F, G and H according to its DC current gain.



1. Base 2. Emitter 3. Collector
SOT-23 Plastic Package

Absolute Maximum Ratings ($T_a = 25\text{ }^\circ\text{C}$)

Parameter	Symbol	Value	Unit
Collector Base Voltage	$-V_{CBO}$	60	V
Collector Emitter Voltage	$-V_{CEO}$	45	V
Emitter Base Voltage	$-V_{EBO}$	5	V
Collector Current	$-I_C$	800	mA
Peak Collector Current	$-I_{CM}$	1	A
Base Current	$-I_B$	100	mA
Peak Base Current	$-I_{BM}$	200	mA
Power Dissipation	P_{tot}	200	mW
Junction Temperature	T_j	150	$^\circ\text{C}$
Storage Temperature Range	T_{stg}	- 55 to + 150	$^\circ\text{C}$



SEMTECH ELECTRONICS LTD.
Subsidiary of Sino-Tech International (BVI) Limited

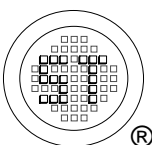


Dated : 06/03/2007

BCW68

Characteristics at $T_a = 25\text{ }^\circ\text{C}$

Parameter	Symbol	Min.	Typ.	Max.	Unit	
DC Current Gain at $-V_{CE} = 10\text{ V}$, $-I_C = 100\text{ }\mu\text{A}$ at $-V_{CE} = 1\text{ V}$, $-I_C = 10\text{ mA}$ at $-V_{CE} = 1\text{ V}$, $-I_C = 100\text{ mA}$ at $-V_{CE} = 2\text{ V}$, $-I_C = 500\text{ mA}$	F	h_{FE}	35	-	-	-
	G	h_{FE}	50	-	-	-
	H	h_{FE}	80	-	-	-
	F	h_{FE}	75	-	-	-
	G	h_{FE}	120	-	-	-
	H	h_{FE}	180	-	-	-
	F	h_{FE}	100	-	250	-
	G	h_{FE}	160	-	400	-
	H	h_{FE}	250	-	630	-
	F	h_{FE}	35	-	-	-
	G	h_{FE}	60	-	-	-
	H	h_{FE}	100	-	-	-
Collector Base Cutoff Current at $-V_{CB} = 45\text{ V}$	$-I_{CBO}$	-	-	20	nA	
Emitter Base Cutoff Current at $-V_{EB} = 4\text{ V}$	$-I_{EBO}$	-	-	20	nA	
Collector Base Breakdown Voltage at $-I_C = 10\text{ }\mu\text{A}$	$-V_{(BR)CBO}$	60	-	-	V	
Collector Emitter Breakdown Voltage at $-I_C = 10\text{ mA}$	$-V_{(BR)CEO}$	45	-	-	V	
Emitter Base Breakdown Voltage at $-I_E = 10\text{ }\mu\text{A}$	$-V_{(BR)EBO}$	5	-	-	V	
Collector Emitter Saturation Voltage at $-I_C = 100\text{ mA}$, $-I_B = 10\text{ mA}$ at $-I_C = 500\text{ mA}$, $-I_B = 50\text{ mA}$	$-V_{CE(sat)}$	-	-	0.3	V	
		-	-	0.7	V	
Base Emitter Saturation Voltage at $-I_C = 100\text{ mA}$, $-I_B = 10\text{ mA}$ at $-I_C = 500\text{ mA}$, $-I_B = 50\text{ mA}$	$-V_{BE(sat)}$	-	-	1.25	V	
		-	-	2	V	
Transition Frequency at $-V_{CE} = 5\text{ V}$, $-I_C = 50\text{ mA}$, $f = 100\text{ MHz}$	f_T	-	200	-	MHz	
Collector Base Capacitance at $-V_{CB} = 10\text{ V}$, $f = 1\text{ MHz}$	C_{ob}	-	6	-	pF	



SEMTECH ELECTRONICS LTD.
Subsidiary of Sino-Tech International (BVI) Limited



Dated : 06/03/2007