

# SMB5338 THRU SMB5388

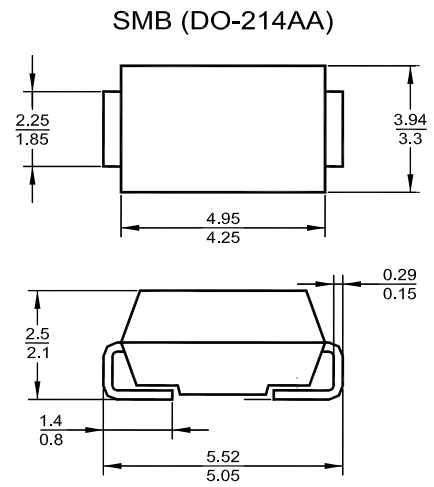
## 5 W Surface Mount Silicon Zener Diodes

### Features

- Zener impedance at low current is small
- High reliability

### Mechanical Data

- **Case:** SMB (DO-214AA) molded plastic
- **Epoxy:** UL 94V-0 rate flame retardant
- **Terminals:** Solder plated solderable per MIL-STD-750 method 2025
- **Polarity:** color band denotes cathode end
- **Mounting position:** Any



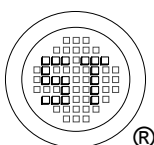
Dimensions in millimeters

### Maximum Ratings and Electrical Characteristics

Ratings at 25 °C ambient temperature unless otherwise specified. Single phase, half wave, 60 Hz, resistive or inductive load. For capacitive load, derate current by 20%.

Parameter	Symbol	Value	Unit
Power Dissipation	$P_{tot}$	5 <sup>1)</sup>	W
Thermal Resistance Junction to Ambient	$R_{\theta JA}$	20	°C/W
Maximum Forward Voltage at $I_F = 1$ A	$V_F$	1.2	V
Operating Temperature Range	$T_j$	- 50 to + 150	°C
Storage Temperature Range	$T_{stg}$	- 50 to + 175	°C

<sup>1)</sup> Thermal resistance from junction to terminal mounted on 5 X 5 mm copper pad area.



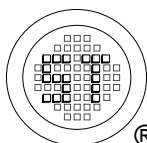
**SEMTECH ELECTRONICS LTD.**  
Subsidiary of Sino-Tech International (BVI) Limited



# SMB5338 THRU SMB5388

Type	Zener Voltage Range <sup>1)</sup>		Zener Impedance			Reverse Current		Maximum DC Zener Current
	V <sub>Znom</sub>	at I <sub>ZT</sub>	Z <sub>ZT</sub>	Z <sub>ZK</sub>	at I <sub>ZK</sub>	I <sub>R</sub>	at V <sub>R</sub>	
	(V)	(mA)	Max.(Ω)	Max.(Ω)	(mA)	Max.(μA)	(V)	I <sub>ZM</sub> (mA)
SMB5338	5.1	240	1.5	400	1	1	1	930
SMB5339	5.6	220	1	400	1	1	2	865
SMB5340	6	200	1	300	1	1	3	790
SMB5341	6.2	200	1	200	1	1	3	765
SMB5342	6.8	175	1	200	1	10	4.9	700
SMB5343	7.5	175	1.5	200	1	10	5.4	630
SMB5344	8.2	150	1.5	200	1	10	5.9	580
SMB5345	8.7	150	2	200	1	10	6.3	545
SMB5346	9.1	150	2	150	1	7.5	6.6	520
SMB5347	10	125	2	125	1	5	7.2	475
SMB5348	11	125	2.5	125	1	5	8	430
SMB5349	12	100	2.5	125	1	2	8.6	395
SMB5350	13	100	2.5	100	1	1	9.4	365
SMB5351	14	100	2.5	75	1	1	10.1	340
SMB5352	15	75	2.5	75	1	1	10.8	315
SMB5353	16	75	2.5	75	1	1	11.5	295
SMB5354	17	70	2.5	75	1	0.5	12.2	280
SMB5355	18	65	2.5	75	1	0.5	13	265
SMB5356	19	65	3	75	1	0.5	13.7	250
SMB5357	20	65	3	75	1	0.5	14.4	237
SMB5358	22	50	3.5	75	1	0.5	15.8	216
SMB5359	24	50	3.5	100	1	0.5	17.3	198
SMB5360	25	50	4	110	1	0.5	18	190
SMB5361	27	50	5	120	1	0.5	19.4	176
SMB5362	28	50	6	130	1	0.5	20.1	170
SMB5363	30	40	8	140	1	0.5	21.6	158
SMB5364	33	40	10	150	1	0.5	23.8	144
SMB5365	36	30	11	160	1	0.5	25.9	132
SMB5366	39	30	14	170	1	0.5	28.1	122
SMB5367	43	30	20	190	1	0.5	31	110
SMB5368	47	25	25	210	1	0.5	33.8	100
SMB5369	51	25	27	230	1	0.5	36.7	93
SMB5370	56	20	35	280	1	0.5	40.3	86
SMB5371	60	20	40	350	1	0.5	43	79
SMB5372	62	20	42	400	1	0.5	44.6	76
SMB5373	68	20	44	500	1	0.5	49	70
SMB5374	75	20	45	620	1	0.5	54	63
SMB5375	82	15	65	720	1	0.5	59	58
SMB5376	87	15	75	760	1	0.5	63	54.5
SMB5377	91	15	75	760	1	0.5	65.5	52.5
SMB5378	100	12	90	800	1	0.5	72	47.5
SMB5379	110	12	125	1000	1	0.5	79.2	43
SMB5380	120	10	170	1150	1	0.5	86.4	39.5
SMB5381	130	10	190	1250	1	0.5	93.2	36.6
SMB5382	140	8	230	1500	1	0.5	101	34
SMB5383	150	8	330	1500	1	0.5	108	31.6
SMB5384	160	8	350	1650	1	0.5	115	29.4
SMB5385	170	8	380	1750	1	0.5	122	28
SMB5386	180	5	430	1750	1	0.5	130	26.4
SMB5387	190	5	450	1850	1	0.5	137	25
SMB5388	200	5	480	1850	1	0.5	144	23.6

<sup>1)</sup> Standard tolerance on nominal Zener voltage is ± 20%, Suffix "A" indicates ± 10% tolerance, Suffix "B" indicates ± 5% tolerance.



**SEMTECH ELECTRONICS LTD.**  
Subsidiary of Sino-Tech International (BVI) Limited

