

1N5400K THRU 1N5408K

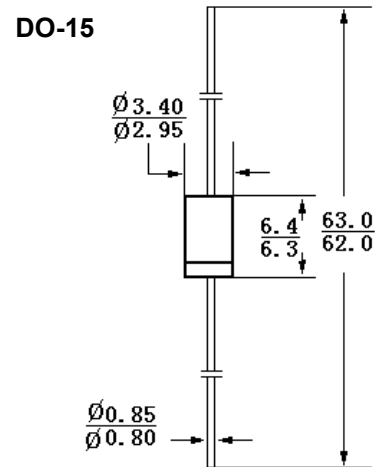
SILICON RECTIFIERS

Reverse Voltage – 50 to 1000 Volts

Forward Current – 3.0 Amperes

Features

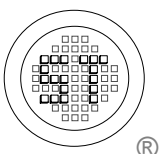
- Case: Molded plastic, DO-15.
- Weight: 0.4g.



Dimensions in mm


Absolute Maximum Ratings and Characteristics

| | Symbols | 1N 5400K | 1N 5401K | 1N 5402K | 1N 5403K | 1N 5404K | 1N 5405K | 1N 5406K | 1N 5407K | 1N 5408K | Units |
|--|-------------|-------------|-------------|-------------|-------------|-------------|-------------|-------------|-------------|-------------|----------------------|
| Maximum repetitive peak reverse voltage | V_{RRM} | 50 | 100 | 200 | 300 | 400 | 500 | 600 | 800 | 1000 | Volts |
| Maximum RMS voltage | V_{RMS} | 50 | 100 | 200 | 300 | 400 | 500 | 600 | 800 | 1000 | Volts |
| Maximum DC blocking voltage | V_{DC} | 50 | 100 | 200 | 300 | 400 | 500 | 600 | 800 | 1000 | Volts |
| Maximum average forward rectified current R-load $T_A = 50^\circ\text{C}$ | I_{FAV} | 3 | | | | | | | | | A |
| Repetitive peak forward current $f > 15\text{Hz}$ | I_{FRM} | 20 | | | | | | | | | A |
| Peak forward surge current 50Hz half sine-wave $T_A = 25^\circ\text{C}$ | I_{FSM} | 100 | | | | | | | | | A |
| Maximum forward voltage at $I_F = 3\text{A}$, $T_J = 25^\circ\text{C}$ | V_F | 1.2 | | | | | | | | | V |
| Maximum Leakage current at $V_R = V_{RRM}$, $T_J = 25^\circ\text{C}$ | I_R | 10 | | | | | | | | | μA |
| Rating for fusing $t < 10\text{ms}$, $T_A = 25^\circ\text{C}$ | i^2t | 50 | | | | | | | | | A^2s |
| Maximum full load reverse current full cycle average 5" (12.5mm) lead length at $T_L = 105^\circ\text{C}$ | $I_{R(av)}$ | 0.5 | | | | | | | | | μA |
| Maximum thermal resistance junction to ambient air | R_{thA} | 45 | | | | | | | | | K/W |
| Operating and storage temperature range | T_J, T_S | -50 to +175 | | | | | | | | | $^\circ\text{C}$ |



SEMTECH ELECTRONICS LTD.

(Subsidiary of Semtech International Holdings Limited, a company listed on the Hong Kong Stock Exchange, Stock Code: 724)



Dated : 08/05/2004