

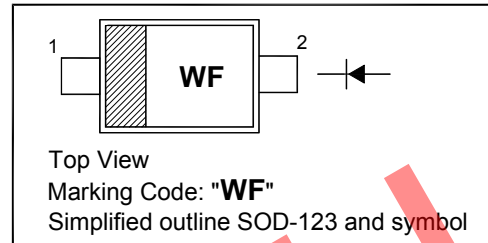
BA782

Band Switching Diode

for electric band switching in radio and TV tuners in the frequency range of (50 to 1000) MHz.

PINNING

PIN	DESCRIPTION
1	Cathode
2	Anode

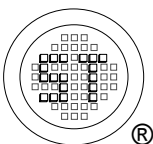


Absolute Maximum Ratings ($T_a = 25^\circ\text{C}$)

Parameter	Symbol	Limits	Unit
Reverse voltage	V_R	35	V
Forward continuous current	I_F	100	mA
Junction temperature	T_J	125	$^\circ\text{C}$
Storage temperature	T_{stg}	- 55 to + 125	$^\circ\text{C}$

Electrical Characteristics ($T_a = 25^\circ\text{C}$)

Parameter	Symbol	Max	Unit
Forward voltage at $I_F = 100\text{ mA}$	V_F	1	V
Leakage current at $V_R = 20\text{ V}$	I_R	50	nA
Capacitance at $V_R = 1\text{ V}$, $f = 1\text{ MHz}$ at $V_R = 3\text{ V}$, $f = 1\text{ MHz}$	C_{tot}	1.5 1.25	pF
Dynamic forward resistance at $f = (50\text{ to }1000)\text{ MHz}$, $I_F = 3\text{ mA}$ at $f = (50\text{ to }1000)\text{ MHz}$, $I_F = 10\text{ mA}$	r_f	0.7 0.5	Ω



SEMTECH ELECTRONICS LTD.
Subsidiary of Sino-Tech International (BVI) Limited



Dated: 31/08/2012 Rev: 01

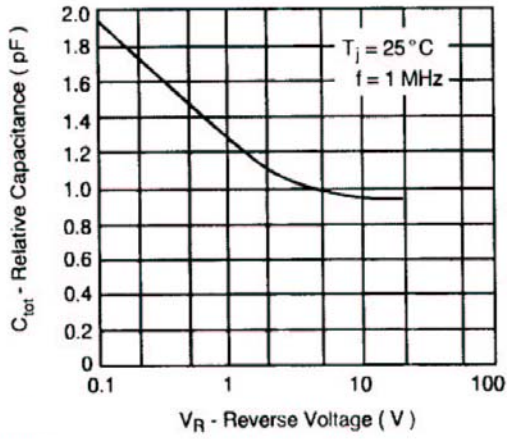


Figure 1. Capacitance vs. Reverse Voltage

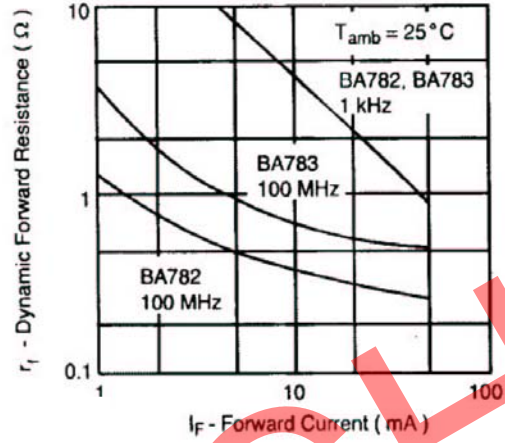
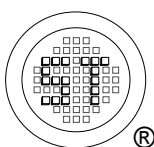


Figure 2. Dynamic Forward Resistance vs. Forward C

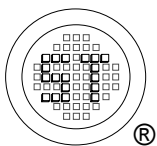
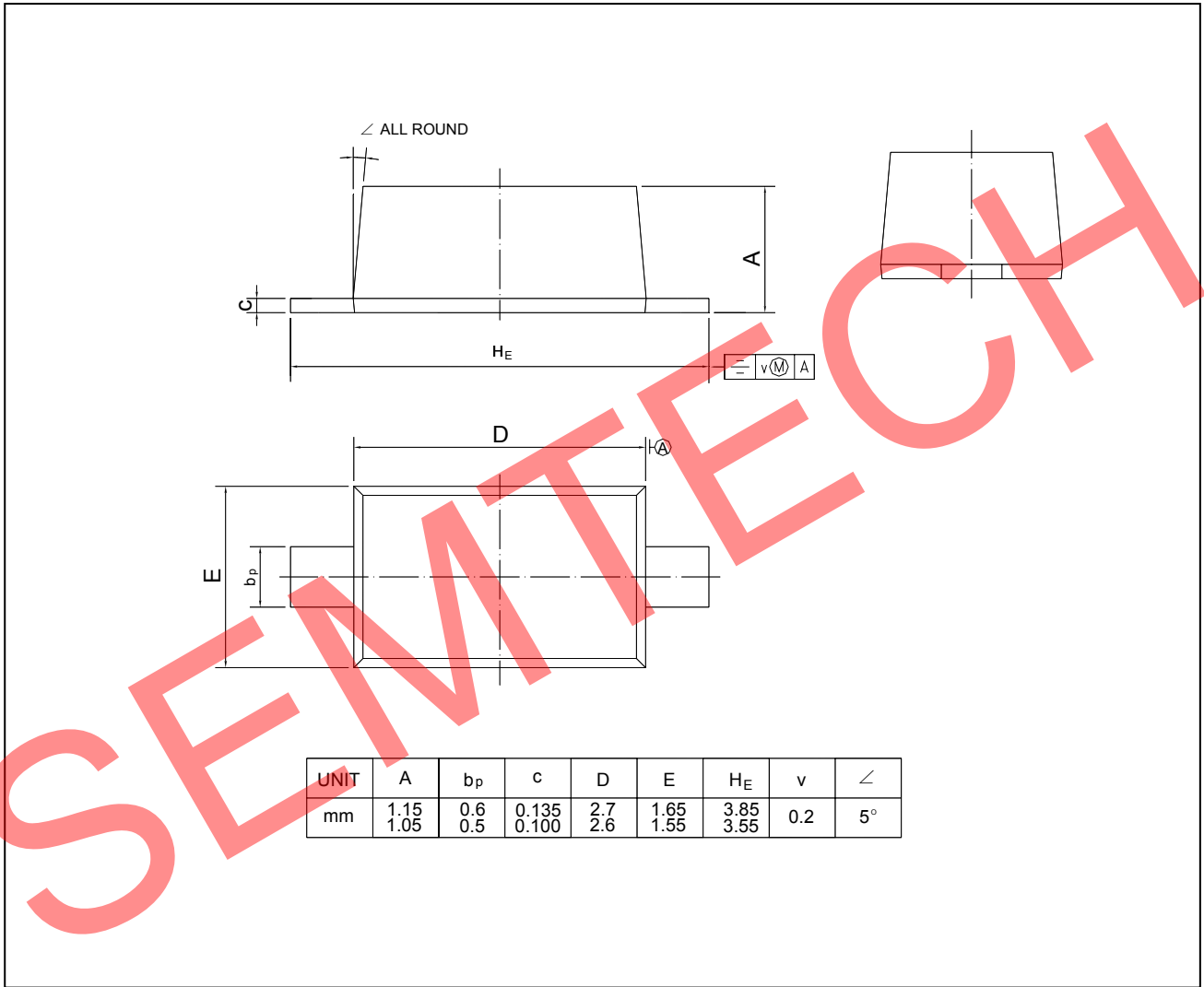


BA782

PACKAGE OUTLINE

Plastic surface mounted package; 2 leads

SOD-123



SEMTECH ELECTRONICS LTD.
Subsidiary of Sino-Tech International (BVI) Limited



Dated: 31/08/2012 Rev: 01