

SF81R THRU SF88R

GLASS PASSIVATED SUPER FAST RECTIFIER

Reverse Voltage – 50 to 600 V

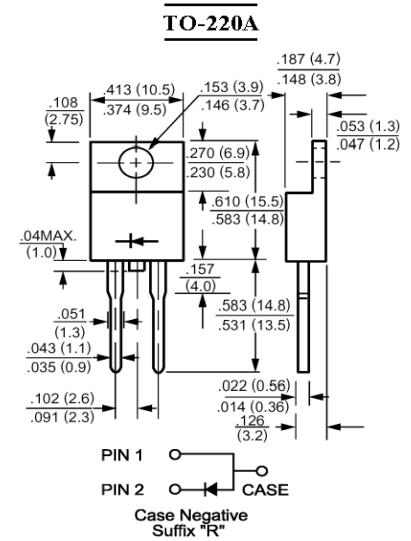
Forward Current – 8 A

Features

- Low forward voltage drop
- Low reverse leakage current
- Superfast switching time for high efficiency
- High current capability
- High surge current capability

Mechanical Data

- Case: Molded plastic, TO-220A
- Epoxy: UL 94V-0 rate flame retardant
- Terminals: leads solderable per MIL-STD-202 method 208 guaranteed
- Polarity: As marked
- Mounting Position: Any



Dimensions in inches and (millimeters)

Absolute Maximum Ratings and Characteristics

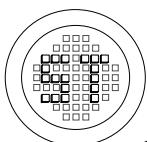
Ratings at 25 °C ambient temperature unless otherwise specified. Single phase, half wave, 60 Hz, resistive or inductive load. For capacitive load, derate current by 20%.

Parameter	Symbols	SF81R	SF82R	SF83R	SF84R	SF85R	SF86R	SF87R	SF88R	Units
Maximum Recurrent Peak Reverse Voltage	V_{RRM}	50	100	150	200	300	400	500	600	V
Maximum RMS Voltage	V_{RMS}	35	70	105	140	210	280	350	420	V
Maximum DC Blocking Voltage	V_{DC}	50	100	150	200	300	400	500	600	V
Maximum Average Forward Rectified Current at $T_C = 100^\circ\text{C}$	$I_{(AV)}$	8								A
Peak Forward Surge Current, 8.3 ms Single half Sine-wave Superimposed on Rated Load (JEDEC method)	I_{FSM}	125								A
Maximum Forward Voltage at 8 A and 25 °C	V_F	0.95			1.3		1.7			V
Maximum Reverse Current at $T_A = 25^\circ\text{C}$ at Rated DC Blocking Voltage $T_A = 125^\circ\text{C}$	I_R	10				500				μA
Typical Junction Capacitance ¹⁾	C_J	80				60				pF
Maximum Reverse Recovery Time ²⁾	t_{rr}	35				50				ns
Typical Thermal Resistance ³⁾	$R_{\theta JC}$	2.2								$^\circ\text{C}/\text{W}$
Operating and Storage Temperature Range	T_J, T_S	- 55 to + 150								$^\circ\text{C}$

¹⁾ Measured at 1 MHz and applied reverse voltage of 4 VDC.

²⁾ Reverse recovery test conditions: $I_F = 0.5 \text{ A}$, $I_R = 1 \text{ A}$, $I_{RR} = 0.25 \text{ A}$

³⁾ Thermal resistance from Junction to case mounted on heatsink.



SEMTECH ELECTRONICS LTD.

(Subsidiary of Semtech International Holdings Limited, a company listed on the Hong Kong Stock Exchange, Stock Code: 724)



ISO/TS 16949 : 2002
Certificate No. 05103



ISO 14001:2004
Certificate No. 7116



ISO 9001:2000
Certificate No. 0506098

SF81R THRU SF88R

RATINGS AND CHARACTERISTIC CURVES

FIG.1- REVERSE RECOVERY TIME CHARACTERISTIC AND TEST CIRCUIT DIAGRAM

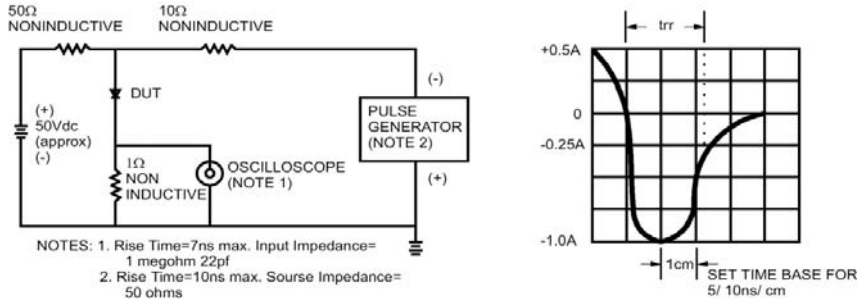


FIG.2- MAXIMUM FORWARD CURRENT DERATING CURVE

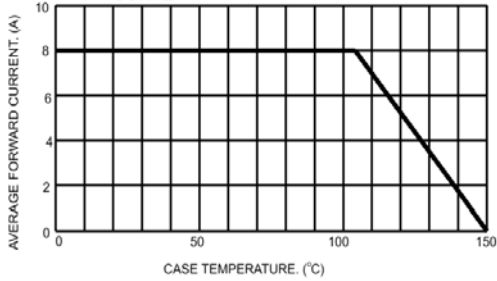


FIG.3- TYPICAL REVERSE CHARACTERISTICS

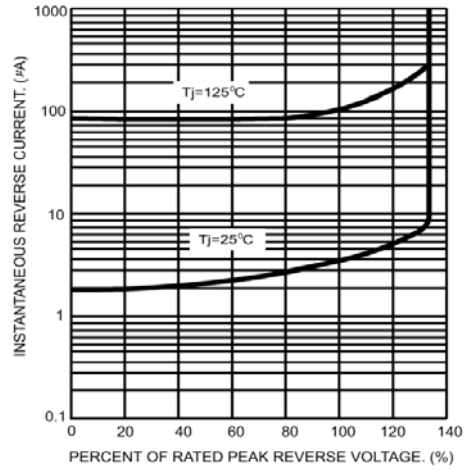


FIG.4- MAXIMUM NON-REPETITIVE FORWARD SURGE CURRENT

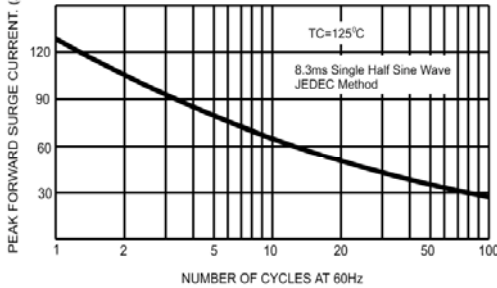


FIG.6- TYPICAL FORWARD CHARACTERISTICS

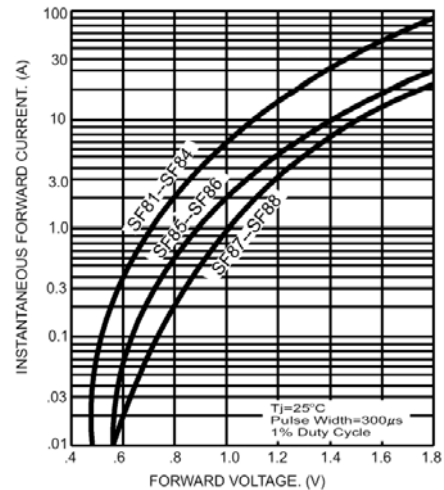
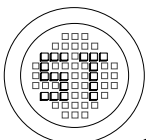
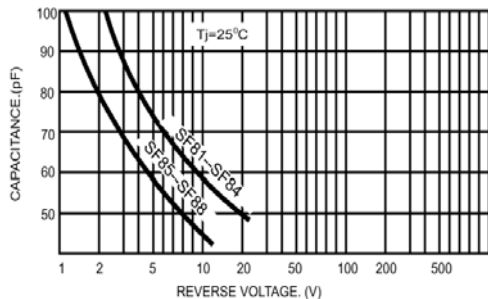


FIG.5- TYPICAL JUNCTION CAPACITANCE



SEMTECH ELECTRONICS LTD.

(Subsidiary of Semtech International Holdings Limited, a company listed on the Hong Kong Stock Exchange, Stock Code: 724)



ISO/TS 16949 : 2002
Certificate No. 05103



ISO 14001:2004
Certificate No. 7116



ISO 9001:2000
Certificate No. 0506098

