

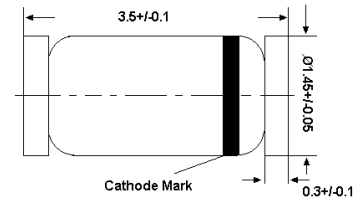
LL4150A

Silicon Epitaxial Planar Switching Diode

Features

- Fast switching speed
- High reliability
- High conductance
- For general purpose switching applications

LL-34



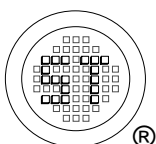
Glass case MiniMELF
Dimensions in mm

Absolute Maximum Ratings ($T_a = 25\text{ }^\circ\text{C}$)

Parameter	Symbol	Value	Unit
Non-Repetitive Peak Reverse Voltage	V_{RM}	50	V
Average Rectified Forward Current	$I_{F(AV)}$	300	mA
Forward Continuous Current	I_{FM}	400	mA
Power Dissipation	P_{tot}	500	mW
Junction Temperature	T_j	175	$^\circ\text{C}$
Operating and Storage Temperature Range	T_{stg}	- 65 to +175	$^\circ\text{C}$


Characteristics at $T_a = 25\text{ }^\circ\text{C}$

Parameter	Symbol	Max.	Unit
Forward Voltage at $I_F = 300\text{ mA}$	V_F	1.2	V
Peak Reverse Current at $V_R = 50\text{ V}$	I_R	100	nA
Reverse Recovery Time at $I_F = I_R = 10\text{ to }200\text{ mA}$, to $0.1 I_F$	t_{rr}	4	ns



SEMTECH ELECTRONICS LTD.

(Subsidiary of Sino-Tech International Holdings Limited, a company listed on the Hong Kong Stock Exchange, Stock Code: 724)



Dated : 15/06/2009