

SB120A THRU SB160A

SCHOTTKY BARRIER RECTIFIER

Reverse Voltage – 20 to 60 V

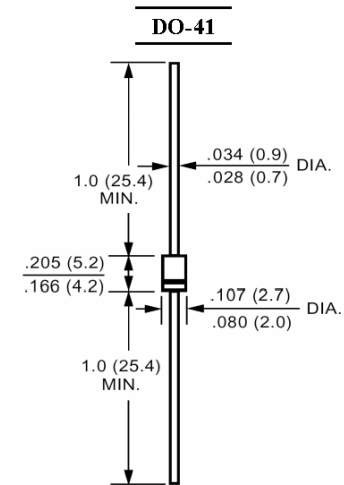
Forward Current – 1 A

Features

- Plastic package has Underwriters Laboratory Flammability Classification 94V-0
- Low power loss, high efficiency
- Guardring for overvoltage protection
- For use in low voltage high frequency inverters, free wheeling, and polarity protection applications

Mechanical Data

- Case: Molded plastic, DO-41
- Terminals: Plated axial leads, solderable per MIL-STD-750, method 2026
- Polarity: Color band denotes cathode end
- Mounting Position: Any



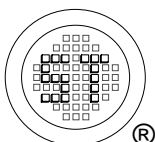
Dimensions in inches and (millimeters)

Absolute Maximum Ratings and Characteristics ($T_A = 25^\circ\text{C}$ unless otherwise noted)

Parameter	Symbols	SB120A	SB130A	SB140A	SB150A	SB160A	Units
Maximum Repetitive Peak Reverse Voltage	V_{RRM}	20	30	40	50	60	V
Maximum RMS Voltage	V_{RMS}	14	21	28	35	42	V
Maximum DC Blocking Voltage	V_{DC}	20	30	40	50	60	V
Maximum Average Forward Rectified Current 0.375" (9.5 mm) Lead Length	$I_{(AV)}$	1					A
Peak Forward Surge Current 8.3 ms Single Half Sine-Wave Superimposed on Rated Load (JEDEC Method)	I_{FSM}	35					A
Maximum Forward Voltage at 1 A ²⁾	V_F	0.5			0.7		V
Maximum Reverse Current $T_A = 25^\circ\text{C}$ at Rated DC Blocking Voltage ²⁾ $T_A = 100^\circ\text{C}$	I_R	0.5			5		mA
		10					
Voltage rate of change (rated V_R)	dv/dt	1000					V/ μs
Typical Thermal Resistance ¹⁾	$R_{\theta JA}$	100					$^\circ\text{C}/\text{W}$
	$R_{\theta JL}$	30					
Operating Junction Temperature Range	T_J	-65 to +125			-65 to +150		$^\circ\text{C}$
Storage Temperature Range	T_S	-65 to +150					$^\circ\text{C}$

¹⁾ Thermal resistance junction to lead P.C.B mounted 0.375" (9.5 mm) lead length.

²⁾ Pulse test: 300 μs pulse width, 1% duty cycle



SEMTECH ELECTRONICS LTD.

(Subsidiary of Sino-Tech International Holdings Limited, a company listed on the Hong Kong Stock Exchange, Stock Code: 724)



ISO/TS 16949 : 2002 Certificate No. 05103
 ISO 14001:2004 Certificate No. 7116
 ISO 9001:2000 Certificate No. 0506098

Dated : 28/04/2006 H

SB120A THRU SB160A

Ratings and Characteristic Curves (T_A = 25°C unless otherwise noted)

Fig. 1 - Forward Current Derating Curve

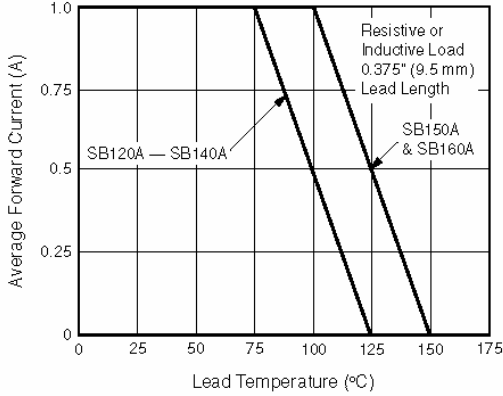


Fig. 2 - Maximum Non-Repetitive Peak Forward Surge Current

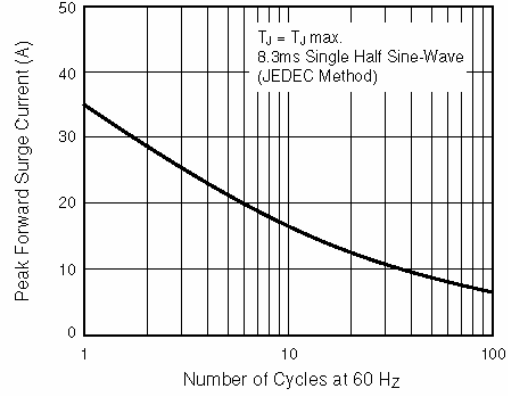


Fig. 3 - Typical Instantaneous Forward Characteristics

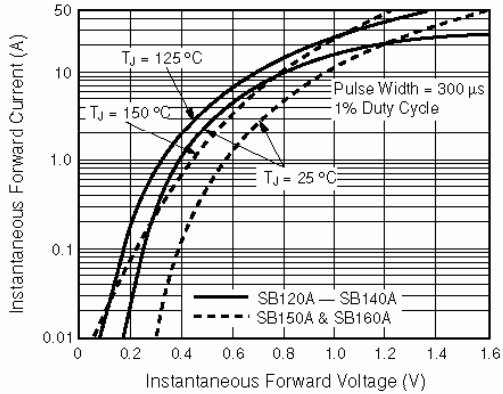


Fig. 4 - Typical Reverse Characteristics

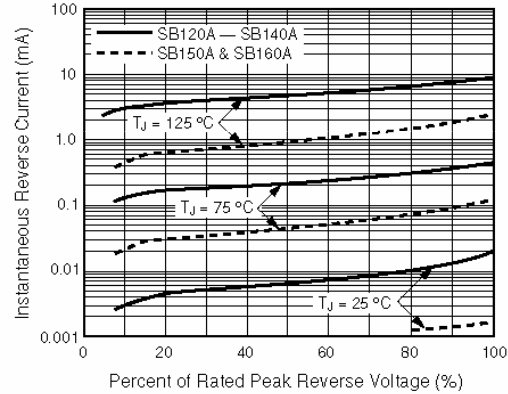


Fig. 5 - Typical Junction Capacitance

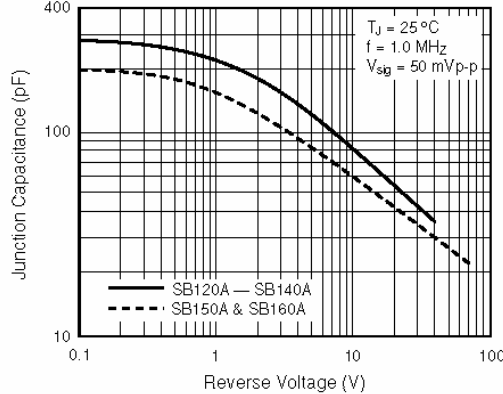
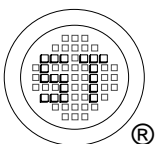
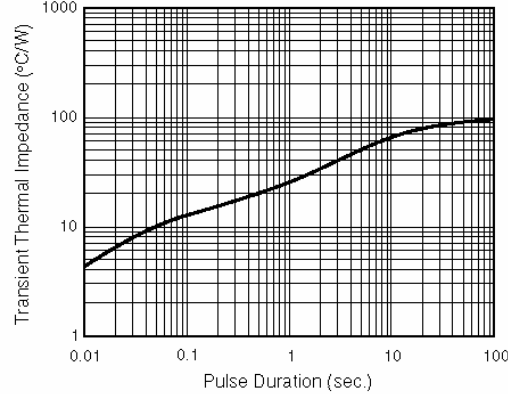


Fig. 6 - Typical Transient Thermal Impedance



SEMTECH ELECTRONICS LTD.

(Subsidiary of Sino-Tech International Holdings Limited, a company listed on the Hong Kong Stock Exchange, Stock Code: 724)



ISO/TS 16949 : 2002 Certificate No. 05103
 ISO 14001:2004 Certificate No. 7116
 ISO 9001:2000 Certificate No. 0506098

Dated : 28/04/2006 H