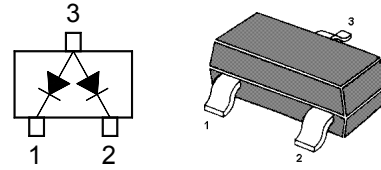


BAW56

Silicon Epitaxial Planar Switching Diode

Features

- Small package
- Low forward voltage
- Fast reverse recovery time
- Small total capacitance



Marking Code: A1
SOT-23 Plastic Package

Applications

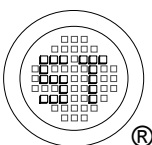
- Ultra high speed switching application

Absolute Maximum Ratings ($T_a = 25^\circ\text{C}$)

Parameter	Symbol	Value	Unit
Peak Repetitive Reverse Voltage	V_{RRM}	85	V
Continuous Reverse Voltage	V_R	75	V
Forward Current (DC)	Single Diode Loaded	215	mA
	Double Diode Loaded	125	
Repetitive Peak Forward Current	I_{FRM}	450	mA
Non-repetitive Peak Forward Surge Current	at $t = 1\text{ s}$	0.5	A
	at $t = 1\text{ ms}$	1	
	at $t = 1\text{ }\mu\text{s}$	4	
Power Dissipation	P_{tot}	350	mW
Operating Junction Temperature	T_j	150	$^\circ\text{C}$
Storage Temperature Range	T_{stg}	- 65 to + 150	$^\circ\text{C}$

Characteristics at $T_a = 25^\circ\text{C}$

Parameter	Symbol	Max.	Unit
Forward Voltage	at $I_F = 1\text{ mA}$	715	mV
	at $I_F = 10\text{ mA}$	855	mV
	at $I_F = 50\text{ mA}$	1	V
	at $I_F = 150\text{ mA}$	1.25	V
Reverse Current	at $V_R = 25\text{ V}$	30	nA
	at $V_R = 75\text{ V}$	1	μA
	at $V_R = 25\text{ V}, T_J = 150^\circ\text{C}$	30	μA
	at $V_R = 75\text{ V}, T_J = 150^\circ\text{C}$	50	μA
Diode Capacitance	C_d	2	pF
Reverse Recovery Time	t_{rr}	4	ns
at $I_F = I_R = 10\text{ mA}, R_L = 100\text{ }\Omega$			



SEMTECH ELECTRONICS LTD.
Subsidiary of Sino-Tech International (BVI) Limited



Dated : 15/06/2009

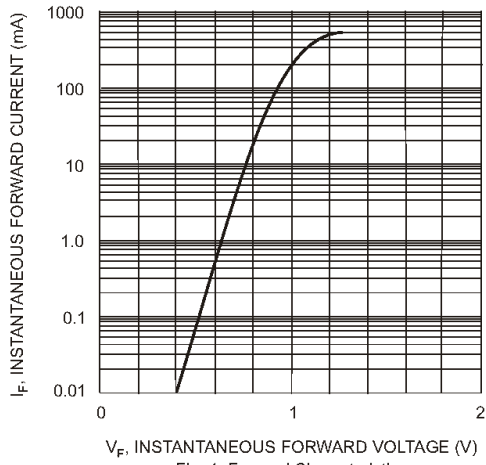


Fig. 1 Forward Characteristics

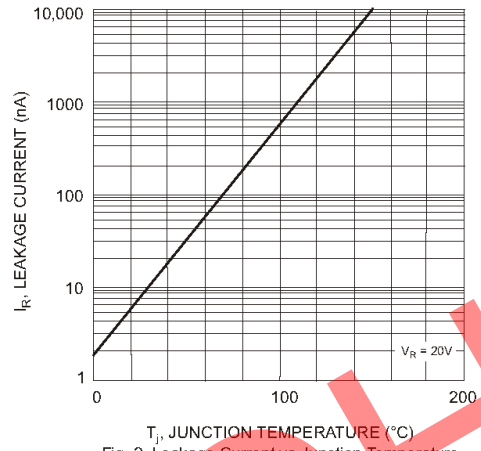


Fig. 2 Leakage Current vs Junction Temperature

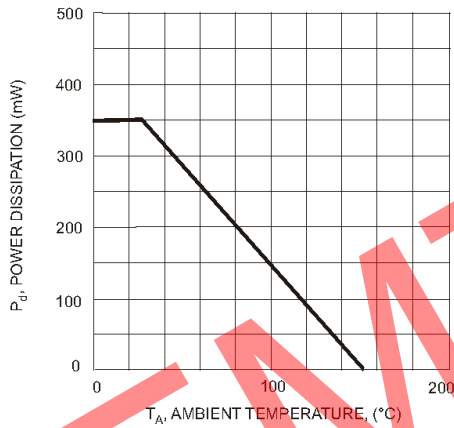
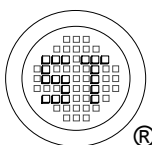


Fig. 3 Power Derating Curve, total package



SEMTECH ELECTRONICS LTD.
 Subsidiary of Sino-Tech International (BVI) Limited

