

# MM1M3V6~MM1M120

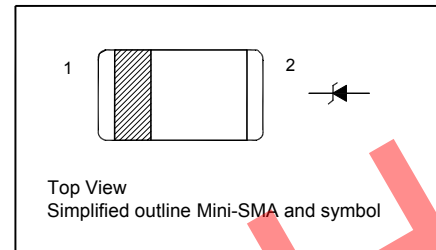
## Silicon Planar Zener Diodes

### Features

- Total power dissipation: Max.1 W
- Small plastic package suitable for surface mounted design

### PINNING

PIN	DESCRIPTION
1	Cathode
2	Anode

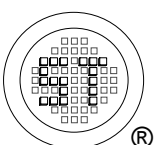


### Absolute Maximum Ratings ( $T_a = 25^\circ\text{C}$ )

Parameter	Symbol	Value	Unit
Power Dissipation	$P_D$	1	W
Operating and Storage Temperature Range	$T_j, T_{stg}$	- 55 to + 150	$^\circ\text{C}$

### Characteristics at $T_a = 25^\circ\text{C}$

Parameter	Symbol	Max.	Unit
Forward Voltage at $I_F = 200\text{ mA}$	$V_F$	1.2	V



**SEMTECH ELECTRONICS LTD.**  
Subsidiary of Sino-Tech International (BVI) Limited

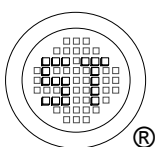


Dated: 20/05/2013 Rev: 03

# MM1M3V6~MM1M120

## Characteristics at $T_a = 25^\circ\text{C}$

Type	Marking Code	Zener Voltage Range			Dynamic Impedance		Reverse Current	
		$V_{ZT}$		at $I_{ZT}$	$Z_{ZT}$	at $I_{ZT}$	$I_R$	at $V_R$
		Min. (V)	Max. (V)	(mA)	Max. ( $\Omega$ )	(mA)	Max. ( $\mu\text{A}$ )	(V)
MM1M3V6	7P1	3.4	3.8	100	8	100	100	1
MM1M3V9	7Q1	3.7	4.1	100	8	100	50	1
MM1M4V3	7R1	4	4.6	100	7	100	25	1
MM1M4V7	7S1	4.4	5	100	7	100	10	1
MM1M5V1	7T1	4.8	5.4	100	6	100	5	1
MM1M5V6	7U1	5.2	6	100	4	100	10	2
MM1M6V2	7V1	5.8	6.6	100	3	100	5	2
MM1M6V8	7W1	6.4	7.2	100	3	100	10	3
MM1M7V5	7X1	7	7.9	100	2	100	50	3
MM1M8V2	7Y1	7.7	8.7	100	2	100	10	3
MM1M9V1	7Z1	8.5	9.6	50	4	50	10	5
MM1M10	8A1	9.4	10.6	50	4	50	7	7.5
MM1M11	8B1	10.4	11.6	50	7	50	4	8.2
MM1M12	8C1	11.4	12.7	50	7	50	3	9.1
MM1M13	8D1	12.4	14.1	50	10	50	2	10
MM1M15	8E1	13.8	15.6	50	10	50	1	11
MM1M16	8F1	15.3	17.1	25	15	25	1	12
MM1M18	8G1	16.8	19.1	25	15	25	1	13
MM1M20	8H1	18.8	21.2	25	15	25	1	15
MM1M22	8J1	20.8	23.3	25	15	25	1	16
MM1M24	8K1	22.8	25.6	25	15	25	1	18
MM1M27	8L1	25.1	28.9	25	15	25	1	20
MM1M30	8M1	28	32	25	15	25	1	22
MM1M33	8N1	31	35	25	15	25	1	24
MM1M36	8P1	34	38	10	40	10	1	27
MM1M39	8Q1	37	41	10	40	10	1	30
MM1M43	8R1	40	46	10	45	10	1	33
MM1M47	8S1	44	50	10	45	10	1	36
MM1M51	8T1	48	54	10	60	10	1	39
MM1M56	8U1	52	60	10	60	10	1	43
MM1M62	8V1	58	66	10	80	10	1	47
MM1M68	8W1	64	72	10	80	10	1	51
MM1M75	8X1	70	79	10	100	10	1	56
MM1M82	8Y1	77	87	10	100	10	1	62
MM1M91	8Z1	85	96	5	200	5	1	68
MM1M100	9A1	94	106	5	200	5	1	75
MM1M110	9B1	104	116	5	250	5	1	82
MM1M120	9C1	114	127	5	250	5	1	91



**SEMTECH ELECTRONICS LTD.**  
Subsidiary of Sino-Tech International (BVI) Limited

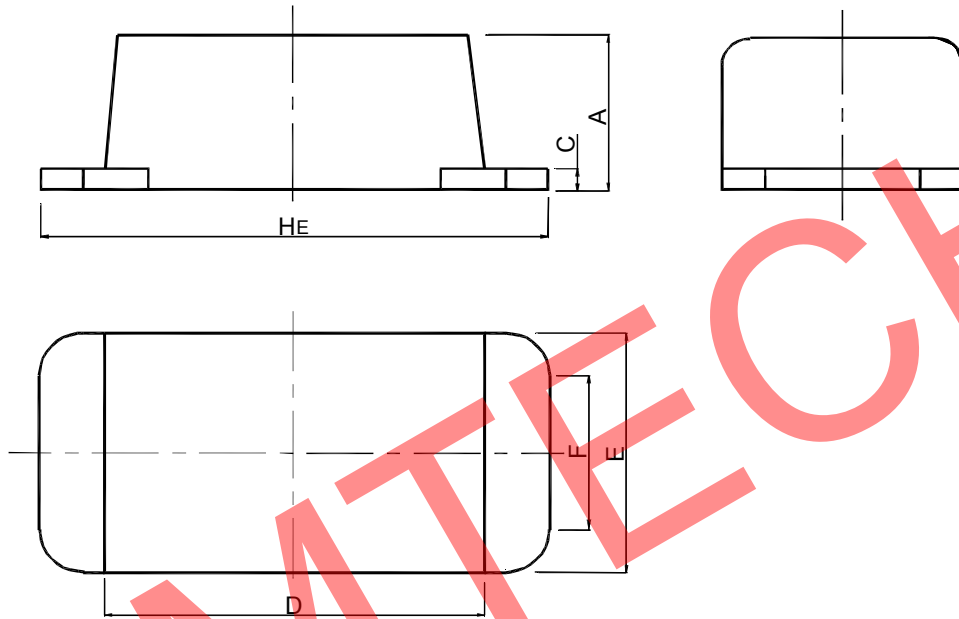


# MM1M3V6~MM1M120

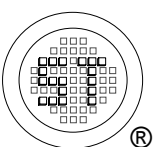
## PACKAGE OUTLINE

Plastic surface mounted package; 2 leads

Mini-SMA



UNIT	A	C	D	E	F	H <sub>E</sub>
mm	1.08	0.2	2.9	1.9	1.53	3.9
	0.88	0.1	2.6	1.7	1.43	3.5



**SEMTECH ELECTRONICS LTD.**  
Subsidiary of Sino-Tech International (BVI) Limited



Dated: 20/05/2013 Rev: 03