

ES2AD THRU ES2JD

Surface Mount Superfast Recovery Rectifier

Reverse Voltage – 50 to 600 V

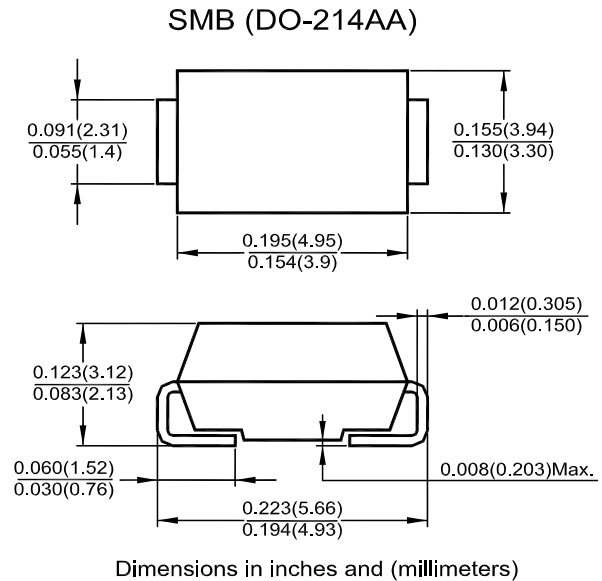
Forward Current – 2 A

Features

- Plastic package has Underwriters Laboratories Flammability Classification 94V-0
- High forward surge current capability
- For surface mounted applications
- Low reverse leakage
- Built-in strain relief, ideal for automated placement
- Super fast switching for high efficiency

Mechanical Data

- **Case:** JEDEC SMB (DO-214AA) molded plastic body
- **Terminals:** Solder plated, solderable per MIL-STD-750, Method 2026
- **Polarity:** Color band denotes cathode end
- **Mounted Position:** Any



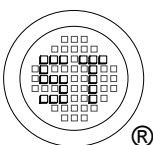
Absolute Maximum Ratings and Characteristics

Ratings at 25°C ambient temperature unless otherwise specified.

Single phase half-wave 60 Hz, resistive or inductive load, for capacitive load current derate by 20%.

Parameter	Symbols	ES2AD	ES2BD	ES2CD	ES2DD	ES2ED	ES2GD	ES2JD	Units
Maximum Recurrent Peak Reverse Voltage	V_{RRM}	50	100	150	200	300	400	600	V
Maximum RMS Voltage	V_{RMS}	35	70	105	140	210	280	420	V
Maximum DC Blocking Voltage	V_{DC}	50	100	150	200	300	400	600	V
Maximum Average Forward Rectified Current at $T_L = 55^\circ\text{C}$	$I_{F(AV)}$	2							A
Peak Forward Surge Current 8.3 ms Single Half Sine Wave Superimposed on Rated Load (JEDEC Method)	I_{FSM}	50							A
Maximum Forward Voltage at 2 A	V_F	1.1			1.7			V	
Maximum Reverse Current at $T_a = 25^\circ\text{C}$ at Rated DC Blocking Voltage at $T_a = 100^\circ\text{C}$	I_R	5				200			μA
Typical Junction Capacitance at $V_R = 4\text{ V}$, $f = 1\text{ MHz}$	C_j	62				pF			
Typical Reverse Recovery Time at $I_F = 0.5\text{ A}$, $I_R = 1\text{ A}$, $I_{rr} = 0.25\text{ A}$	t_{rr}	35				ns			
Typical Thermal Resistance ¹⁾	$R_{\theta JL}$	40				$^\circ\text{C/W}$			
Operating Junction and Storage Temperature Range	T_j, T_{stg}	- 55 to + 150							$^\circ\text{C}$

¹⁾ P.C.B. mounted with 0.2 X 0.2" (5.0 X 5.0 mm) copper pad areas.



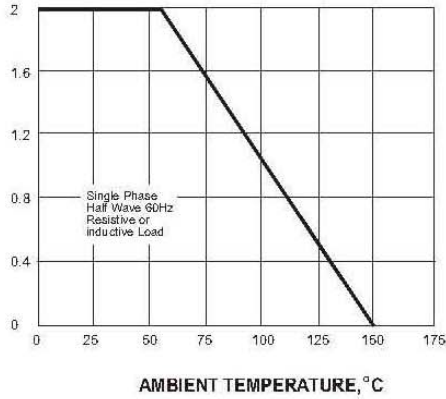
SEMTECH ELECTRONICS LTD.
Subsidiary of Sino-Tech International (BVI) Limited



ES2AD THRU ES2JD

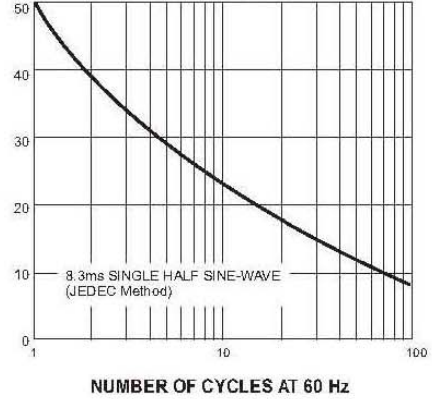
AVERAGE FORWARD RECTIFIED CURRENT, AMPERES

FIG. 1- FORWARD CURRENT DERATING CURVE



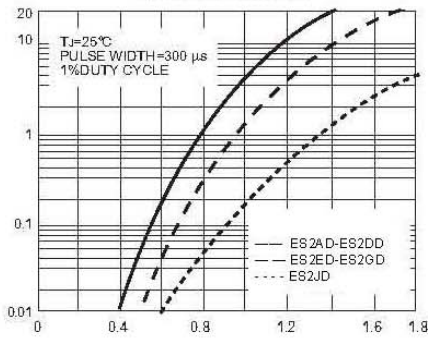
PEAK FORWARD SURGE CURRENT, AMPERES

FIG. 2-MAXIMUM NON-REPETITIVE PEAK FORWARD SURGE CURRENT



INSTANTANEOUS FORWARD CURRENT, AMPERES

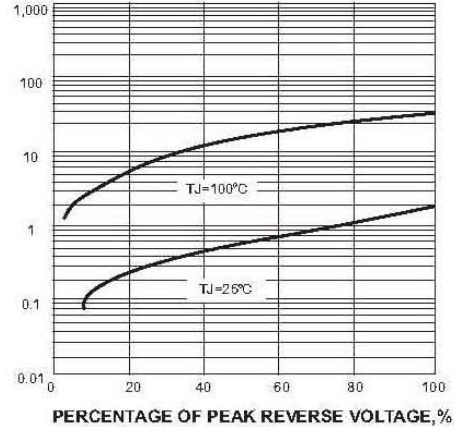
FIG. 3-TYPICAL INSTANTANEOUS FORWARD CHARACTERISTICS



INSTANTANEOUS FORWARD VOLTAGE, VOLTS

INSTANTANEOUS REVERSE CURRENT, MICROAMPERES

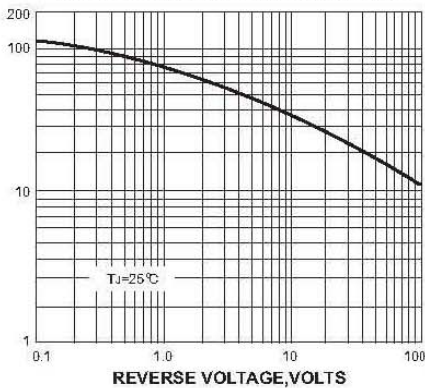
FIG. 4-TYPICAL REVERSE CHARACTERISTICS



PERCENTAGE OF PEAK REVERSE VOLTAGE, %

JUNCTION CAPACITANCE, pF

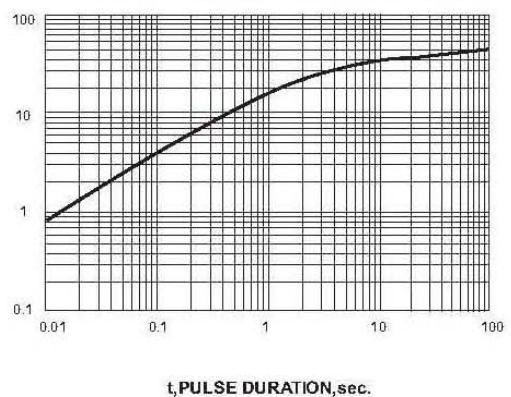
FIG. 5-TYPICAL JUNCTION CAPACITANCE



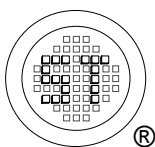
REVERSE VOLTAGE, VOLTS

TRANSIENT THERMAL IMPEDANCE, °C/W

FIG. 6-TYPICAL TRANSIENT THERMAL IMPEDANCE



t, PULSE DURATION, sec.



SEMTECH ELECTRONICS LTD.
Subsidiary of Sino-Tech International (BVI) Limited

