

LL5817 THRU LL5819

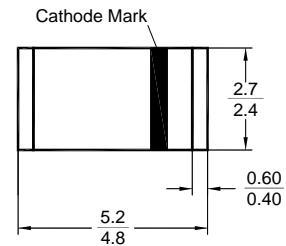
Surface mount Schottky Barrier Rectifier

Features

- Low switching losses
- Fast recovery time
- Guard ring protected

Applications

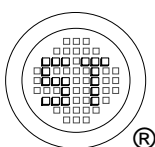
- Low power, switched-mode power supplies
- Rectifying
- Polarity protection



Plastic case MELF (DO-213AB)
Dimensions in mm

Absolute Maximum Ratings and Characteristics at 25 °C unless otherwise specified.

Parameter	Symbols	LL5817	LL5818	LL5819	Units
Maximum Repetitive Peak Reverse Voltage	V_{RRM}	20	30	40	V
Maximum RMS Voltage	V_{RMS}	14	21	28	V
Maximum DC Blocking Voltage	V_{DC}	20	30	40	V
Maximum Average Forward Current at $T_L = 90\text{ °C}$	$I_{F(AV)}$	1			A
Non-repetitive Peak Forward Current, 8.3 ms Single Half Sine-Wave Superimposed on Rated Load (JEDEC method)	I_{FSM}	25			A
Maximum Instantaneous Forward Voltage	V_F	0.45 0.75	0.55 0.875	0.6 0.9	V
Maximum Reverse Current	I_R	1 10			mA
Typical Junction Capacitance	C_J	70			pF
Junction Temperature	T_j	125			°C
Storage Temperature Range	T_{stg}	- 55 to +125			°C



SEMTECH ELECTRONICS LTD.
Subsidiary of Sino-Tech International (BVI) Limited



LL5817 THRU LL5819

FIG.1- MAXIMUM FORWARD CURRENT DERATING CURVE

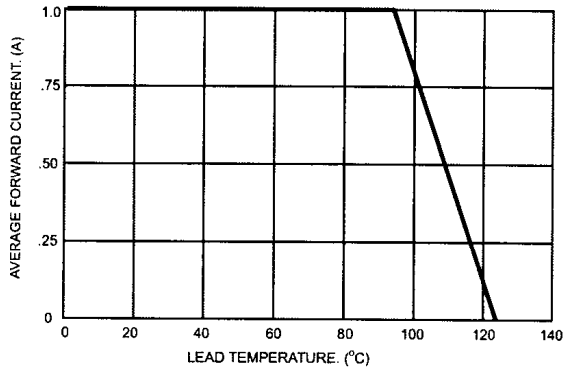


FIG.2- TYPICAL JUNCTION CAPACITANCE

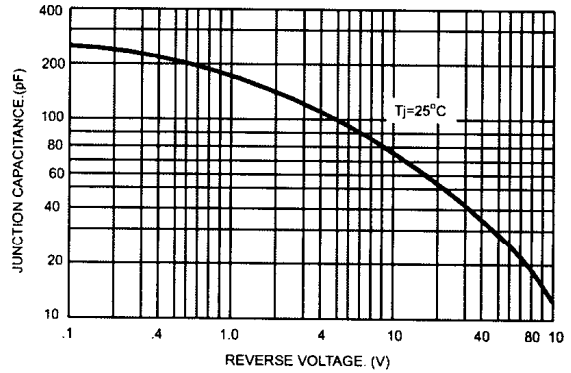


FIG.3- TYPICAL FORWARD CHARACTERISTICS

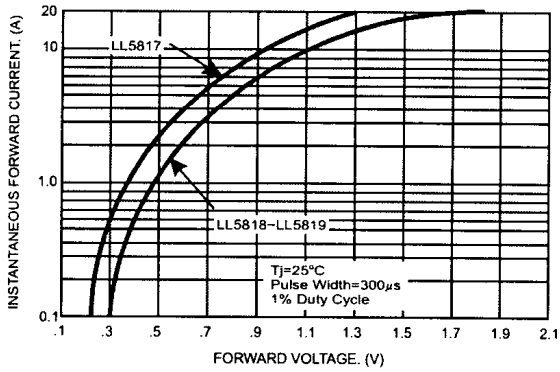
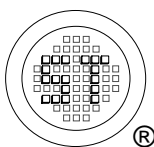
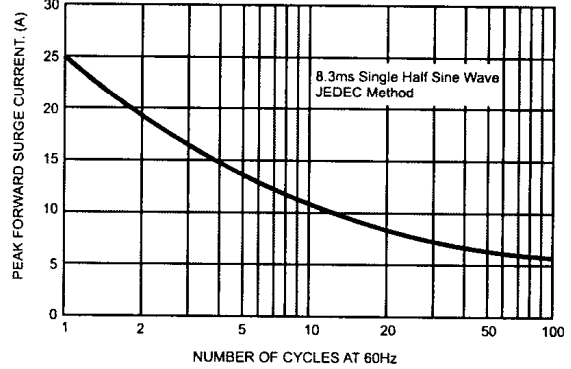


FIG.4- MAXIMUM NON-REPETITIVE FORWARD SURGE CURRENT



SEMTECH ELECTRONICS LTD.
Subsidiary of Sino-Tech International (BVI) Limited

