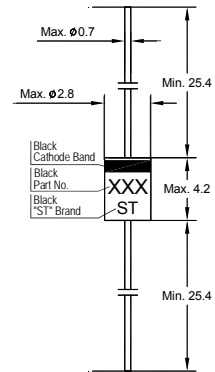


BZX1.5C

Silicon Planar Power Zener Diodes



Glass Case DO-41
Dimensions in mm

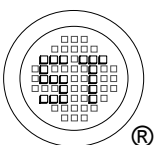
Absolute Maximum Ratings ($T_a = 25\text{ }^\circ\text{C}$)

Parameter	Symbol	Value	Unit
Power Dissipation	P_{tot}	1.5 ¹⁾	W
Junction Temperature	T_j	175	$^\circ\text{C}$
Storage Temperature Range	T_{stg}	- 65 to + 175	$^\circ\text{C}$

¹⁾ Valid provided that leads at a distance of 8 mm from case are kept at ambient temperature.

Characteristics at $T_a = 25\text{ }^\circ\text{C}$

Parameter	Symbol	Max.	Unit
Forward Voltage at $I_F = 200\text{ mA}$	V_F	1.2	V



SEMTECH ELECTRONICS LTD.
Subsidiary of Sino-Tech International (BVI) Limited



Dated : 10/09/2009

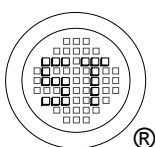
BZX1.5C

Characteristics at $T_a = 25\text{ }^\circ\text{C}$

Type	Zener Voltage ¹⁾			Dynamic Resistance			Reverse Current		Maximum DC Zener Current ²⁾
	V_{Znom}	V_{ZT}	at I_{ZT}	Z_{ZT}	Z_{ZT}	at I_{ZT}	I_R	at V_R	
	(V)	(V)	(mA)	Max. (Ω)	Max. (Ω)	(mA)	Max. (μA)	(V)	I_{ZM} (mA)
BZX1.5C3V3	3.3	3.1...3.5	113.6	10	500	1	100	1	454
BZX1.5C3V6	3.6	3.4...3.8	104.2	9	500	1	75	1	416
BZX1.5C3V9	3.9	3.7...4.1	96.1	7.5	500	1	25	1	384
BZX1.5C4V3	4.3	4...4.6	87.2	6	500	1	5	1	348
BZX1.5C4V7	4.7	4.4...5	79.8	5	500	1	5	1.5	319
BZX1.5C5V1	5.1	4.8...5.4	73.5	4	350	1	5	2	294
BZX1.5C5V6	5.6	5.2...6	66.9	2	250	1	5	3	267
BZX1.5C6V2	6.2	5.8...6.6	60.5	2	200	1	5	4	241
BZX1.5C6V8	6.8	6.4...7.2	55.1	2.5	200	1	5	5.2	220
BZX1.5C7V5	7.5	7...7.9	50	3	400	0.5	5	6.8	200
BZX1.5C8V2	8.2	7.7...8.7	45.7	3.5	400	0.5	5	6.5	182
BZX1.5C9V1	9.1	8.5...9.6	41.2	4	500	0.5	5	7	164
BZX1.5C10	10	9.4...10.6	37.5	4.5	500	0.25	5	8	150
BZX1.5C11	11	10.4...11.6	34.1	5.5	550	0.25	1	8.4	136
BZX1.5C12	12	11.4...12.7	31.2	6.5	550	0.25	1	9.1	125
BZX1.5C13	13	12.4...14.1	28.8	7	550	0.25	1	9.9	115
BZX1.5C15	15	13.8...15.6	25	9	550	0.25	1	11.4	100
BZX1.5C16	16	15.3...17.1	23.4	10	600	0.25	1	12.2	93
BZX1.5C18	18	16.8...19.1	20.8	12	600	0.25	1	13.7	83
BZX1.5C20	20	18.8...21.2	18.7	14	650	0.25	1	15.2	75
BZX1.5C22	22	20.8...23.3	17	17.5	650	0.25	1	16.7	68
BZX1.5C24	24	22.8...25.6	15.6	19	700	0.25	1	18.2	62
BZX1.5C27	27	25.1...28.9	13.9	23	700	0.25	1	20.6	55
BZX1.5C30	30	28...32	12.5	26	750	0.25	1	22.8	50
BZX1.5C33	33	31...35	11.4	33	800	0.25	1	25.1	45
BZX1.5C36	36	34...38	10.4	38	850	0.25	1	27.4	41
BZX1.5C39	39	37...41	9.6	45	900	0.25	1	29.7	38
BZX1.5C43	43	40...46	8.7	53	950	0.25	1	32.7	34
BZX1.5C47	47	44...50	8	67	1000	0.25	1	35.8	31
BZX1.5C51	51	48...54	7.3	70	1100	0.25	1	38.8	29
BZX1.5C56	56	52...60	6.7	86	1300	0.25	1	42.6	26
BZX1.5C62	62	58...66	6	100	1500	0.25	1	44.1	24
BZX1.5C68	68	64...72	5.5	120	1700	0.25	1	51.7	22
BZX1.5C75	75	70...79	5	140	2000	0.25	1	56	20

¹⁾ Tested with pulse $t_p = 20\text{ ms}$.

²⁾ Valid provided that leads at a distance of 8mm from case are kept at ambient temperature.



SEMTECH ELECTRONICS LTD.
Subsidiary of Sino-Tech International (BVI) Limited



Dated : 10/09/2009