

BAT42WT, BAT43WT

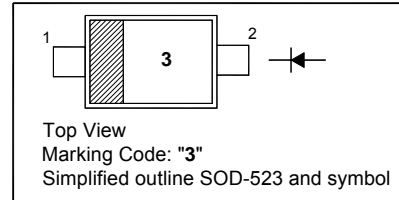
Surface Mount Schottky Barrier Diode

Features

- Low Forward Voltage
- Fast Switching

PINNING

PIN	DESCRIPTION
1	Cathode
2	Anode

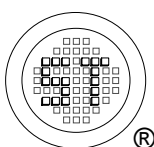


Absolute Maximum Ratings ($T_a = 25\text{ }^\circ\text{C}$)

Parameter	Symbol	Value	Unit
Repetitive Peak Reverse Voltage	V_{RRM}	30	V
Reverse Voltage	V_R	30	V
Average Rectified Output Current	$I_{F(AV)}$	100	mA
Forward Continuous Current	I_{FM}	200	mA
Repetitive Peak Forward Current at $t < 1\text{ s}$	I_{FRM}	500	mA
Non-repetitive Peak Forward Surge Current at $t < 10\text{ ms}$	I_{FSM}	2	A
Power Dissipation	P_{tot}	200	mW
Thermal Resistance, Junction to Ambient	$R_{\theta JA}$	625	$^\circ\text{C/W}$
Junction Temperature	T_j	- 55 to + 125	$^\circ\text{C}$
Storage Temperature Range	T_{stg}	- 55 to + 125	$^\circ\text{C}$

Characteristics at $T_a = 25\text{ }^\circ\text{C}$

Parameter	Symbol	Min.	Max.	Unit
Reverse Breakdown Voltage at $I_R = 100\text{ }\mu\text{A}$	$V_{(BR)R}$	30	-	V
Reverse Current at $V_R = 25\text{ V}$	I_R	-	500	nA
Forward Voltage at $I_F = 200\text{ mA}$ at $I_F = 10\text{ mA}$ at $I_F = 50\text{ mA}$ at $I_F = 2\text{ mA}$ at $I_F = 15\text{ mA}$	V_F	- - - 0.26 -	1 0.4 0.65 0.33 0.45	V
Total Capacitance at $V_R = 1\text{ V}$, $f = 1\text{ MHz}$	C_T	-	10	pF
Reverse Recovery Time at $I_F = I_R = 10\text{ mA}$, $I_{RR} = 0.1 \times I_R$, $R_L = 100\text{ }\Omega$	t_{rr}	-	5	ns



SEMTECH ELECTRONICS LTD.
Subsidiary of Sino-Tech International (BVI) Limited



BAT42WT, BAT43WT

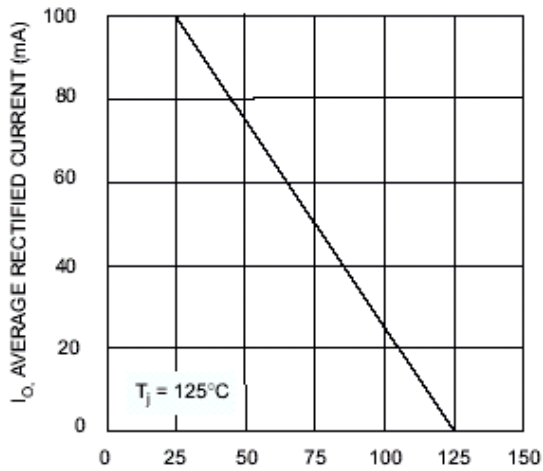


Fig. 1 Forward Current Derating Curve

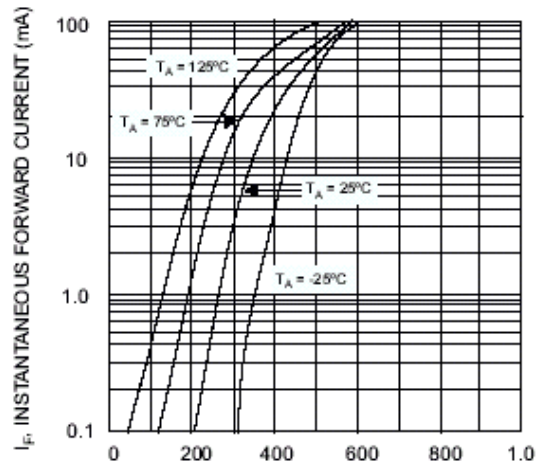


Fig. 2 Typical Forward Characteristics

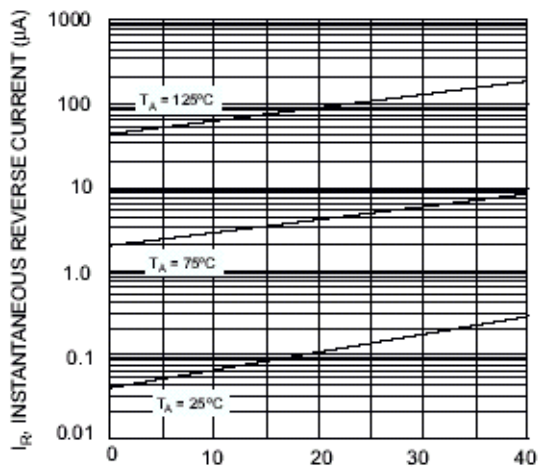


Fig. 3 Typical Reverse Characteristics

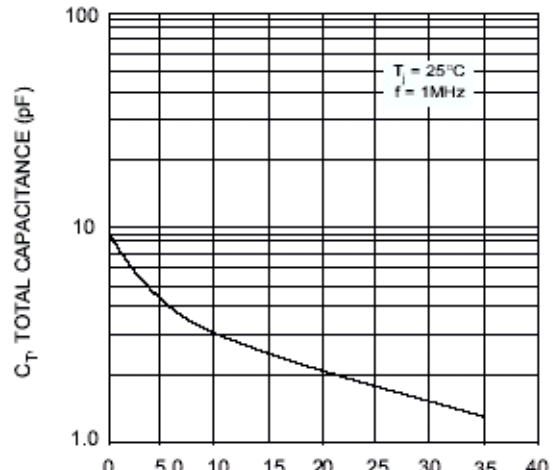
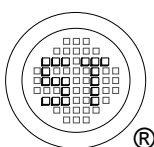


Fig. 4 Total Capacitance vs. Reverse Voltage



SEMTECH ELECTRONICS LTD.
Subsidiary of Sino-Tech International (BVI) Limited

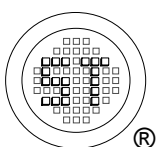
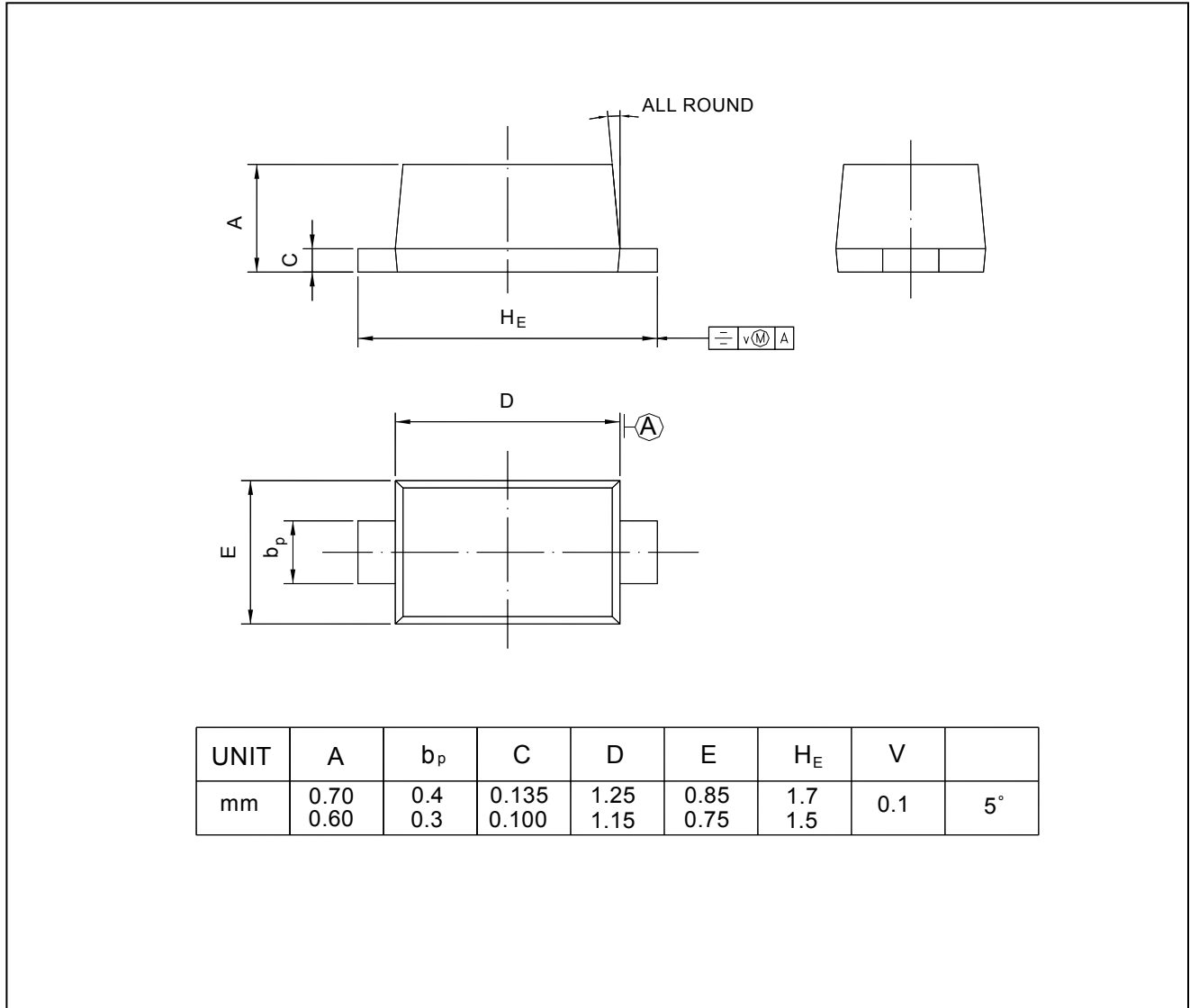


BAT42WT, BAT43WT

PACKAGE OUTLINE

Plastic surface mounted package; 2 leads

SOD-523



SEMTECH ELECTRONICS LTD.
Subsidiary of Sino-Tech International (BVI) Limited



Dated : 17/03/2010 Rev: 01