

1SV277WT

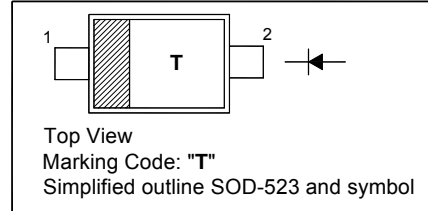
BAND SWITCHING DIODE

Applications

- Low loss band switching in VHF television tuners
- Surface mount band-switching circuits

PINNING

PIN	DESCRIPTION
1	Cathode
2	Anode

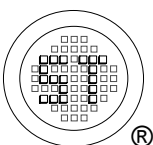


Absolute Maximum Ratings ($T_a = 25\text{ }^\circ\text{C}$)

Parameter	Symbol	Value	Unit
Reverse Voltage	V_R	35	V
Continuous Forward Current	I_F	100	mA
Power Dissipation ($T_S = 90\text{ }^\circ\text{C}$)	P_{tot}	715	mW
Junction Temperature	T_J	- 65 to + 150	$^\circ\text{C}$
Storage Temperature Range	T_{stg}	- 65 to + 150	$^\circ\text{C}$

Characteristics at $T_a = 25\text{ }^\circ\text{C}$

Parameter	Symbol	Max.	Unit
Forward Voltage at $I_F = 10\text{ mA}$	V_F	1	V
Reverse Current at $V_R = 25\text{ V}$	I_R	50	nA
Diode Forward Resistance at $I_F = 2\text{ mA}$, $f = 100\text{ MHz}$	r_D	0.7	Ω
Capacitance at $f = 1\text{ MHz}$, $V_R = 6\text{ V}$	C_d	1.2	pF

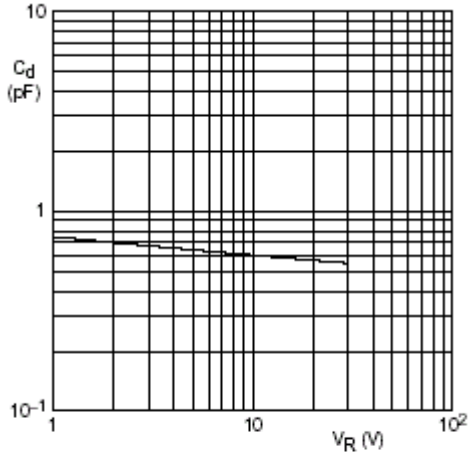


SEMTECH ELECTRONICS LTD.
Subsidiary of Sino-Tech International (BVI) Limited



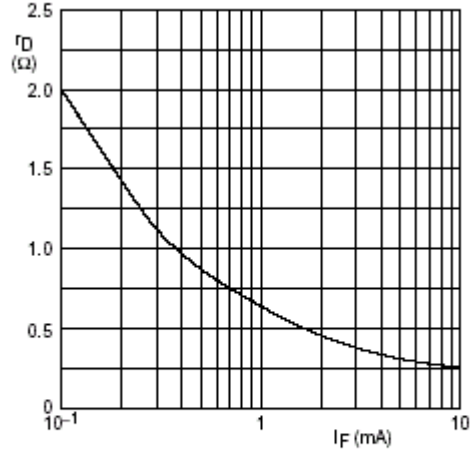
Dated : 23/11/2006

1SV277WT



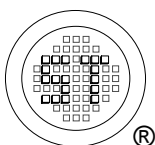
f = 1 MHz; T_j = 25 °C.

Fig. 1 Diode capacitance as a function of reverse voltage; typical values.



f = 100 MHz; T_j = 25 °C.

Fig. 2 Diode forward resistance as a function of forward current; typical values.



SEMTECH ELECTRONICS LTD.
 Subsidiary of Sino-Tech International (BVI) Limited



ISO/TS 16949 : 2009 Certificate No. 05103
 ISO 14001 : 2004 Certificate No. 7116
 ISO 9001 : 2008 Certificate No. 0506096
 BS-OHSAS 18001 : 2007 Certificate No. 7116
 IECQ QC 080000 Certificate No. FC18P41851

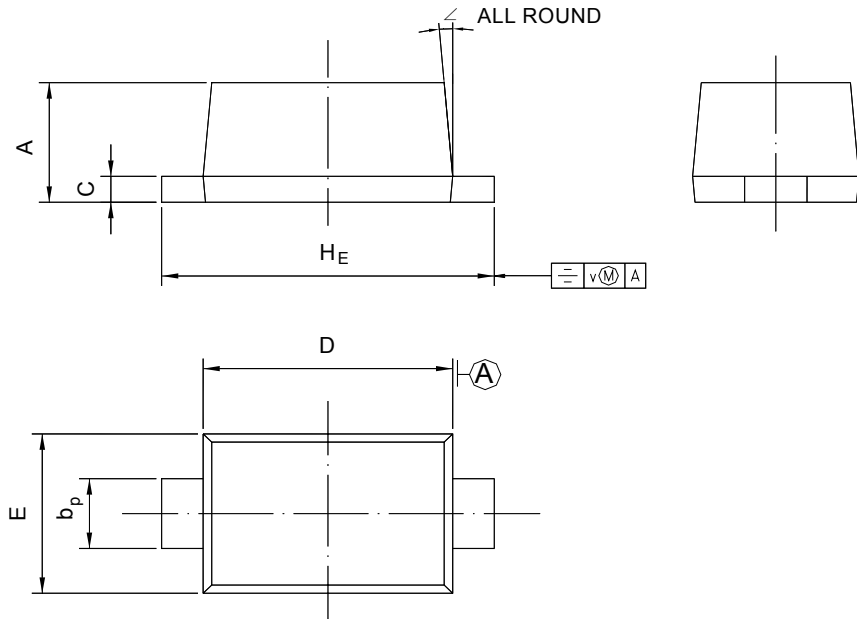
Dated : 23/11/2006

1SV277WT

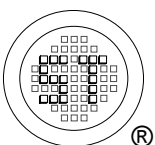
PACKAGE OUTLINE

Plastic surface mounted package; 2 leads

SOD-523



UNIT	A	b _p	C	D	E	H _E	V	∠
mm	0.70 0.60	0.4 0.3	0.135 0.100	1.25 1.15	0.85 0.75	1.7 1.5	0.1	5°



SEMTECH ELECTRONICS LTD.
Subsidiary of Sino-Tech International (BVI) Limited



Dated : 23/11/2006